



VEDIKA
FINANCE

ANNUAL REPORT
2024-2025




Welcome To Annual Report 2024-25

We're proud to present Vedika Credit Capital Ltd.'s Annual Report for 2025 — a year of resilience, reinvention, and remarkable growth. This report reflects not just our numbers, but our journey of empowering lives, scaling innovations, and driving financial inclusion across India.

Thank you for being a part of our story — the best is yet to come.

Company info :

+91 9431710000 

customer.service@teamvedika.com 

REGISTERED OFFICE: 

C/O Mr. Subir Dhara, Village - Choto Khataliya, P.O.- Shiuli
Telini Para, Dist. - 24 North Parganas, P.S.- Titagar, West
Bengal - 700121, India

HEAD OFFICE ADDRESS: 

404, Shrilok Complex, 4th Floor, H. B. Road, Ranchi,
Jharkhand- 834001, India

TABLE OF CONTENTS

- **Chairman's Speech**
- **About Us**
- **Corporate Information**
- **Vision, Mission & Core Value Statement**
- **Our Associates**
- **Company Highlights**
- **Independent Auditor's Report including Financial Statement**
- **Director's Report Including Secretarial Audit Report**
- **Notice Including Notes, Explanatory Statement & Other**



CHAIRMAN'S SPEECH

CHAIRMAN'S SPEECH

CHAIRMAN'S SPEECH 2024-25

It is with immense pride, humility, and deep gratitude that I present the Annual Report of Vedika Credit Capital Ltd for the financial year 2024–25. This year has been a transformative period in our institution's journey — a chapter defined not only by financial growth but also by remarkable stories of resilience, empowerment, and progress emerging from the communities we serve. Despite a challenging environment marked by global economic uncertainties, climatic shocks, and evolving regulatory expectations, Vedika remained steadfast in its mission: to create meaningful opportunities for those often overlooked by formal financial systems, with integrity, purpose, and a long-term vision.



Why It Matters

- Reached ~4 lakh active borrowers, in 7 states.
- Assets Under Management crossed ₹1,450+ crore, with own loan portfolio reaching ₹975+ crore.
- 98.5% of clients are women from low-income households, transforming lives through microcredit supporting businesses, education, and improved livelihoods.

Environmental, Social & Governance (ESG) Impact

Environmental

- Thousands of E-rickshaw loans enabling crores km of green mobility, reducing tons of CO₂ emissions.
- Planted trees through localized 'Green Gram Panchayat' campaigns.
- Achieved 87% digital client disbursements via e-KYC.
- Adopted cloud infrastructure, reducing energy-intensive on-premises servers.



Social

- Reached ~4 lakh families, empowering first-generation women entrepreneurs with access to credit.
- Conducted financial literacy camps using community tools, audiovisual materials, and WhatsApp videos on savings, digital payments, and debt management.
- Resolved grievances and queries with a 97% client satisfaction rate.
- Achieved 91% employee satisfaction.



Governance

- Maintained weekly audit compliance above 98% and continued Zero Net NPA through rigorous collection systems and proactive early warning frameworks.
- Retained A- (Stable) credit rating, MFI-1 Grading, and ISO 27001 certification, underscoring financial strength and operational excellence

FY2024-25 Highlights

- Profit After Tax: ₹31 crore; Total Income: ₹266 crore, including ₹260 crore from revenue operations.
- Collection efficiency maintained
- Employees & dedicated loan officers, serve as Vedika's backbone across rural and urban communities.
- Capital Adequacy Ratio stood significantly above RBI requirements, ensuring sustainable growth with prudent risk management.

NCD Milestone & Capital Markets

- Successfully issued and listed ₹200 crore in privately placed, listed Non-Convertible Debentures, subscribed by 4,000+ investors including individuals, institutions, and impact funds.
- Strengthened transparency, credibility, and readiness to engage with sophisticated investors.
- Diversified funding sources beyond traditional banking partners, reducing concentration risk and enhancing financial flexibility.

Digitization & Technology

- clients view repayment schedules, and request support remotely — critical for remote regions.
- Advanced digital collection pilots for safe, cashless repayments, reducing costs and risks.
- Digital initiatives increased cost efficiency and familiarized clients with mobile technology, preparing them for India's digital economy.

Vision for FY2025-26

- Deepen ESG integration
- Expand financial literacy
- Introduce micro-insurance products and climate-resilient loans to safeguard families against health crises and climate shocks.
- Strengthen governance through updated policies
- Build partnerships with lenders, impact investors, regulators, and community organizations.

Gratitude & Commitment

On behalf of the Board of Directors and the entire Vedika family, I extend heartfelt appreciation to every client, employee, and partner. Your belief in Vedika's mission inspires us daily to aim higher, innovate further, and remain unwavering in our commitment to ethical, inclusive, and transformative finance.

As we step into the future, we stay true to our mission: to make finance a catalyst for dignity, opportunity, and progress — building a world where economic barriers are broken and communities thrive.

Sd/-

Warm regards,
Gautam Jain
Managing Director
Vedika Credit Capital Ltd



Solunary Bismol

ABOUT US

ABOUT US

Vedika Credit Capital Ltd is a non-Deposit taking, Non-Banking Finance Company (NBFC-MFI). The Company was originally registered as a Private Limited Company but was later converted into a Public Limited Company in November, 1995. It was recognized and re-registered to carry out the business of Non-Banking Finance Company with approval from Reserve Bank of India in March, 1998. Since 2007 the company is into Micro Finance product like Joint Liability Groups loans and Individual Loans and provide assistance to women borrowers as per RBI regulations.

It has operations through 192 branches across 7 states (Bihar-43, Jharkhand-22, West Bengal-59, U.P.-17, Assam-17, Odisha-15, Tripura-19)

Vedika Credit Capital Ltd is supporting and impacting the lives of 4.00 lacs members and their families in its operational areas by lending to them for their various economics activities and personal needs and making their lives better everyday.

Vedika - At a Glance

- Vedika Credit Capital Ltd is a Non-Deposit taking, Non-Banking Finance Company. The Company was originally registered as a Private Limited Company but was later converted into a Public Limited Company in November, 1995.
- It was recognized and re-registered to carry out the business of Non-Banking Finance Company with approval from Reserve Bank of India in March, 1998.
- In February, 2004, its present owners took over the company and started the finance activities. The purchasers of the Company were earlier carrying out financing activity through Sole Proprietorship form of business organization.

CORPORATE INFORMATION

Name of the Organization	VEDIKA CREDIT CAPITAL LTD
Nature of Organization	NBFC-MFI
Date of Registration	15 th March, 1995
Registered Office Address	C/O Mr. Subir Dhara, Village - Choto Khataliya, P.O.- Shiuli Telini Para, Dist. - 24 North Parganas, P.S.- Titagar, West Bengal - 700121, India
Head Office Address	404, Shrilok Complex, 4 th Floor, H.B. Road, Ranchi - 834001, Jharkhand
Constitution	Public Company Limited by Share
Corporate Identity Number	U67120WB1995PLC069424
RBI Registration No.	05.00844 dated 11 th March, 1998
NBFC MFI Registration No.	B-05.00844 dated 03 rd June, 2015
PAN	AAACV8957E
TAN	CALV01917G
GSTIN	20AAACV8957E2ZC
LEI No.	335800WR2QFGZEL2PX23
States	7 (Jharkhand, Bihar, West Bengal, Uttar Pradesh, Assam, Odisha & Tripura)
Branches	192 (Bihar-43, Jharkhand-22, West Bengal-59, U.P.-17, Assam-17, Odisha-15, Tripura-19)
Gross Loan Portfolio	Rs. 97450.79 Lakh (as on 31.03.2025)
Loan Portfolio AUM	Rs. 145229.82 Lakh Crores (as on 31.03.2025)
Net Worth	Rs. 28443.17 Lakh (as on 31.03.2025)
CRAR	29.66% (as on 31.03.2025)

VISION, MISSION & CORE VALUES STATEMENT



Our Vision

“Partner in the Growth of Micro Entrepreneurs”



Our Mission

“To be the Leader on providing Total Financial Solution to Micro Entrepreneurs”



Our Core Value Statement



OWNERSHIP

We take responsibility for our actions, decisions, and outcomes. We hold ourselves accountable and take pride in our work.



PRIDE OF PERFORMANCE

We strive for excellence in everything we do, aiming for the highest standards of quality and innovation.



FAIRNESS & TRANSPARENCY

We operate with honesty, integrity, and transparency, treating all team members with respect and fairness.



MUTUAL RESPECT

We value diversity and treat everyone with respect, recognizing that each person brings unique perspectives and experiences to the team.



CUSTOMER-CENTRIC

We focus on meeting the needs and expectations of our customers, delivering value and building long-term relationships.



RATING & GRADING

The Company has following External Ratings:

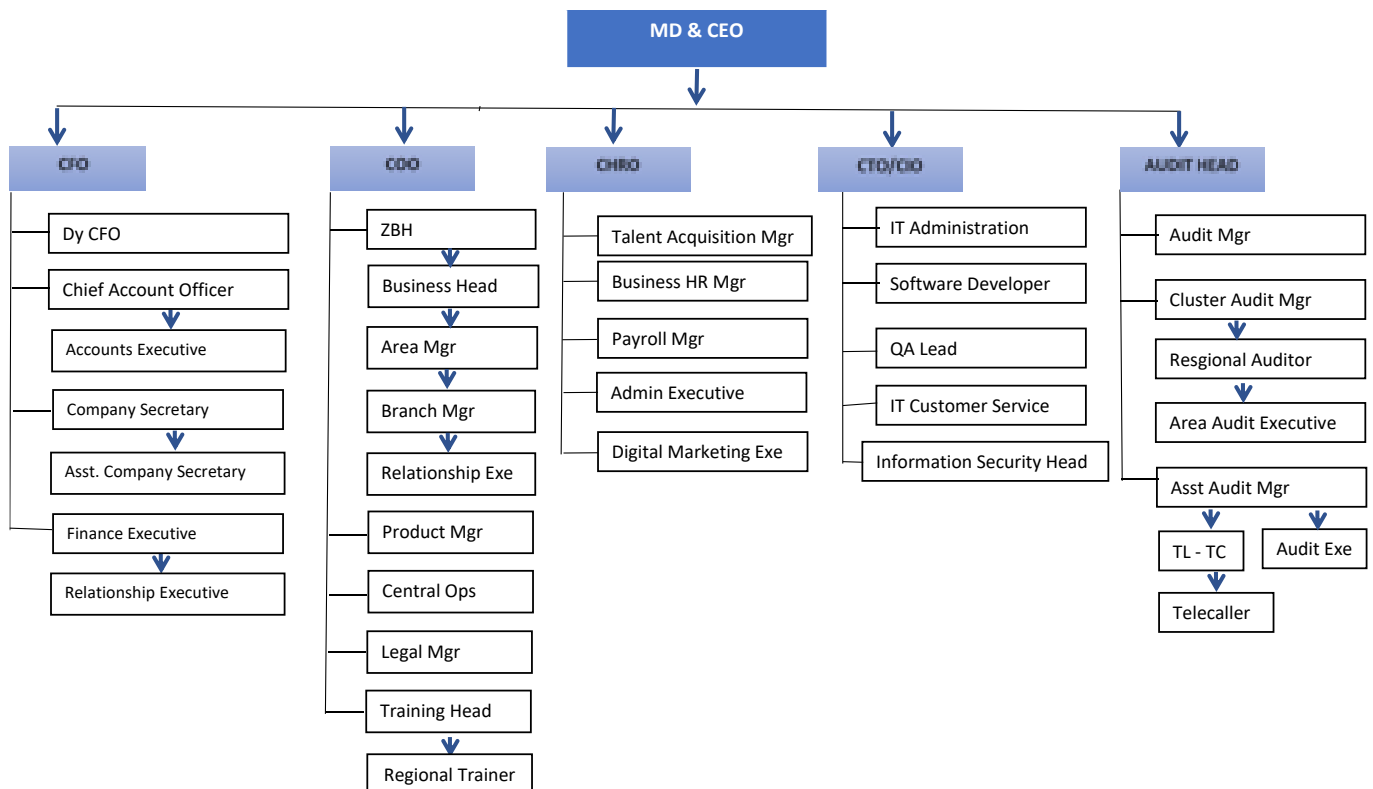
- 1) Bank Loan Rating: IVR A- (Stable) from Infomerics Valuation and Rating Pvt Ltd dated 28th October, 2024.
- 2) MFI Grading: MFI 1 from Infomerics Analytics and Research Pvt Ltd dated 18th December, 2024.
- 3) COCA Grading: C1 from Infomerics Analytics and Research Pvt Ltd dated 18th December, 2024.

SHAREHOLDING PATTERN

AS ON 31.03.2025

S. N.	Name of Holder	Number of Shares	Amount Per Share	Value	%age of Holding
1.	Promoters	1,24,00,278	10	12,40,02,780	33.43%
2.	Promoters Friends & Relatives	2,46,94,899	10	24,69,48,990	66.57%
	Total	3,70,95,177	10	37,09,51,770	100.00%

ORGANIZATIONAL STRUCTURE



BOARD OF DIRECTORS



MR. GAUTAM JAIN
Managing Director

Mr. Gautam Jain, aged about 54 years, residing at Poddar Bagan, Harmu Road, Ranchi, Jharkhand - 834001, presently acting as an Managing Director (DIN-00367524) of the company is a young, bright and dynamic individual with a passion to achieve excellence regardless of the odds and challenges. An MBA in Marketing, he started his career with a jute mill in Kolkata and subsequently, moved into finance business. He looks after the day to day operations of the Company. A visionary with a great sense of commitment, he is committed to make VCCL a brand name in the financial service sector.

MR. VIKRAM JAIN
Whole Time Director

Mr. Vikram Jain, aged about 50 years, residing at Poddar Bagan, Harmu Road, Ranchi, Jharkhand - 834001, presently acting as Director (DIN-00367570) of Vedika Credit Capital Ltd. He was earlier managing the family business of food grains. Having drawn inspiration from his father Mr. Ummed Mal Jain and under his tutelage, he started managing the finance business of the family. He is a Fund Management Specialist.



MR. DEEP KUMAR HESSA
Director

Mr. Deep Kumar Hessa, Independent Director (DIN-03452241) of the Company. His qualification is LL.B & LL.M in n Customary Law & Tribal Governance. He has associated with NGO's and deep knowledge of Rural Tribal area belongs in Jharkhand.

Mr. Mukul Praween Ekka
Nominee Director

Mr. Mukul Praween Ekka, Nominee Director representing SIDBI, is a seasoned professional with nearly 20 years of expertise in MSME finance and financial inclusion. He currently serves as Assistant General Manager in SIDBI's Small Industries Department, overseeing critical functions such as credit decision-making, appraisal, and delivery. Since joining SIDBI in 2008, he has been instrumental in developing financial solutions to support the growth of Micro, Small, and Medium Enterprises (MSMEs) across India.



Before SIDBI, Shri Ekka worked as a Project Executive at Rastriya Gramin Vikas Nidhi (RGVN), where he led the Microfinance portfolio in Jharkhand, gaining deep insights into rural finance and financial inclusion.

Shri Ekka holds an MBA in Rural Management from Xavier Institute of Development Action & Studies (XIDAS), Jabalpur, and a Bachelor's degree from St. Xavier's College, Ranchi. He actively contributes to both institutions as an alumnus.

As a Nominee Director at Vedika, Shri Ekka's extensive experience in MSME finance and commitment to financial inclusion will significantly enhance Vedika's mission to empower small and medium enterprises, foster entrepreneurship, and promote inclusive economic growth in India.

MR. MAQSOODUL HASAN ANSARI
Independent Director



Mr. Maqsoodul Hasan Ansari, Independent Director (DIN-08188472) of the Company. He has Contributed significantly in preparing young minds of the country in the last 34 years of teaching and training for building their career in rural development as well as to work for the marginalized sections of the society and the country. His qualification are Post-graduate Diploma in "Social Service" with specialization in Personnel Management & Industrial Relations & MBA with Specialization in Marketing Management & Doctorate of Philosophy (PhD) from Post Graduate Department of Commerce and Business Management, Ranchi University, Ranchi. He served as Head of the Department of Rural Management at XISS, Ranchi for a period of 14 years. He is having a Life membership of the International Institute of Adult and Lifelong Education, New Delhi since the Year 1990. He has written and published small books and produced Audio-visual aids which helped in creating awareness in the rural masses for developmental interventions. He has participated and moderated many National and International Conferences. He has also received "Mahatma Gandhi Peace Award-2015" in the field of Education on 2nd of October 2015.

MR. HARI BABU SHUKLA
Independent Director

Mr. Hari Babu Shukla has retired on superannuation from service of Indian Overseas Bank on 31/12/2021 after a stint of 37.5 years of experience. I joined the direct in officer cadre of Bank after passing college/university in 1984 & worked in various capacities. Having more than 37 years of Banking experience in various aspects of Banking. His experience in Banking includes Branch Banking experience, Head of Region experience, Overseas Banking/International Banking experience, Corporate Office, Board Secretary as well as head of the training institute. He has achieved many accolades in my career and won many prizes and appreciation from the Bank.



MANAGEMENT TEAM



MR. PRADEEP SHARMA
Operation Head

He is Operation Head of the Company. He is graduate by qualification and has over 19 years' experience in micro finance sector. His in-depth knowledge of the field and the sector makes him a very vital component of the micro finance sector.

MR. ABHISHEK AGARWAL
Chief Financial Officer



He is Chief Financial Officer of the Company. FCS and MBA (Finance) by qualification, he is managing the financial actions of a company including tracking cash flow and financial planning as well as analyzing the company's financial strengths and weaknesses and proposing corrective actions, all strategic and tactical matters as they relate to budget management, cost benefit analysis, forecasting needs and the securing of new funding. He has over 10 years' experience in micro finance sector.



MR. GAURAV KUMAR VOHRA
Company Secretary

He is the Company Secretary of the company. FCS and Law graduate by qualification, he looks after the corporate and other statutory compliances of the Company & he is responsible for the efficient administration of a company, particularly with regard to ensuring compliance with statutory and regulatory requirements and for ensuring that decisions of the board of directors are implemented.

MR. CHANDAN KUMAR MALVIYA
Audit Head



He is Audit & Risk Head of the company. He is having 10 years of rich experience in Banking Audit, Accounting and Micro finance. He has handled account creation, transactions and Audit at various industries of MFI, Telecom and other private organizations.

Mr. Sohan Singh
HR Manager

He is part of the HR leadership at the company. He has 10 years of experience in Management across different industries. He holds a Post Graduate degree in Business Management (PGBM) . He looks after employee engagement, performance management, policy making, and the smooth running of HR operations. He also plays an important role in planning and improving HR processes for the company. He has a practical approach to solving people-related issues and supports different teams whenever required. When not busy with HR work, he enjoys reading books on personal finance and money management.



MR. MILAN SINGH
Chief Technology Officer

Mr. Milan is responsible for company's IT strategy and its sub-systems Integration. He spearheaded leads the team responsible for implementing of various Software, IT infrastructure & Security, Asset Management and other Digital Initiatives. Mr. Milan's career spans more than 8 years, with leading position in System Analysis, Managing, Designing and Implementing of Web & Mobile Application for various MFI's, Societies, Trusts, Cooperatives and Government Department in multiple states.



OUR ASSOCIATES

KEY FUNDING PARTNER



OVERSEAS PARTNERS



STATUTORY AUDITOR

S K Bhageria & Associates
1124, Hubtown Solaris, N.S Phadke Marg, Opp Telli Galli, Andheri East, Mumbai 400069.

SECRETARIAL AUDITOR

S. C. Pal & Associates
(Practicing Company Secretary),
39, Surya Sen Street, 3rd Floor, West Bengal, Kolkata- 700009

DEBENTURE TRUSTEE

IDBI Trusteeship Services Limited
Asian Building, Ground Floor, 17, R. Kamanib Marg, Ballard Estate, Mumbai – 400 001

Catalyst Trusteeship Limited
901,9th Floor, Tower – B, Peninsula Business Park, Senapati Bapat Marg, Lower Parel (W), Mumbai – 400013

MITCON Credentia Trusteeship Services Limited
(A subsidiary of MITCON Consultancy & Engg. Services Ltd.)
1402/1403, 14th Floor, Dalamal Tower, B-Wing, Free Press Journal Marg, 211, Nariman Point, Mumbai – 400021

REGISTRAR & SHARE TRANSFER AGENT

Niche Technologies Private Limited
3A, Auckland Place, 7Th Floor, Room No. 7A & 7B, Kolkata-700017, West Bengal

INTERNAL AUDITOR

M/S SINGHAL NAVEEN & ASSOCIATES Chartered Accountants
106 Girish Ghosh Road, Belurmath, Howrah- 711202, West Bengal, 288, G. T. Road, Babudanga, Salkia, Howrah - 711107

STOCK EXCHANGE

National Stock Exchange of India Limited
Exchange Plaza, C-1, Block G, Bandra Kurla Complex, Bandra (E), Mumbai – 400051

DEPOSITORY

National Securities Depository Limited
Trade World, 'A' Wing, 4th Floor, Kamala Mills Compound, Senapati Bapat Marg, Lower Parel (West), Mumbai – 400 013

Central Depository Services (India) Limited
Regd. Office: Marathon Futurex, A-Wing, 25th floor, NM Joshi Marg, Lower Parel, Mumbai 400



COMPANY HIGHLIGHTS

HIGHLIGHTS



Vedika is **Eastern India's largest MFI** and the only one offering microloans to women entrepreneurs, along with individual business, EV, and WASH loans.



With 192 branches across 7 states, Vedika serves nearly 400,000 women borrowers



Vedika reported **₹14,523 Mn AUM, ₹9,745 Mn GLP, and ₹308 Mn PAT** in FY'25, backed by strong margins, low NPAs, and high capital adequacy.



Holds an **A-/stable credit rating from Infomercials**, reflecting strong financial health, operational prudence, and high investor confidence.



Vedika **leverages AI-driven underwriting to enhance risk management**, accelerate loan processing, and enable smarter, more inclusive credit decisions.



Backed by **35+ domestic and global institutions**, including impact investors like Oikocredit, Water Equity, and FWFB, reflecting its strong credibility and mission alignment.



Vedika embeds **ESG principles at its core**. Our impact-first business model ensures that financial growth goes hand in hand with environmental stewardship, social inclusion, and strong governance.



The leadership blends **25+ years of promoter experience** with a seasoned professional team, driving modern practices, strong governance, and strategic vision.

DIVERSIFIED PRODUCT PORTFOLIO

EV Loan

Loan size	₹50,000 to ₹2,50,000
ROI	27.00%
Tenor	24-48 months

CAGR 128%**

WASH Loan

Loan size	₹50,000 to ₹2,50,000
ROI	27.00%
Tenor	24-48 months

CAGR 10%*

Individual Small Business Loan

Loan size	₹50,000 to ₹2,50,000
ROI	27.00%
Tenor	24-48 months

CAGR 72%*

Joint Liability Group (JLG) Loan

Loan size	₹20,000 to ₹50,000
ROI	27.00%
Tenor	18-24 months

CAGR 23%*

Loan for Consumer Durables

Loan size	₹999 to ₹20,000
ROI	27.00%
Tenor	3-12 months

CAGR 14%*

EV Loan category grew 122% Y-o-Y, showcasing Vedika's focus on emerging, high-impact lending verticals

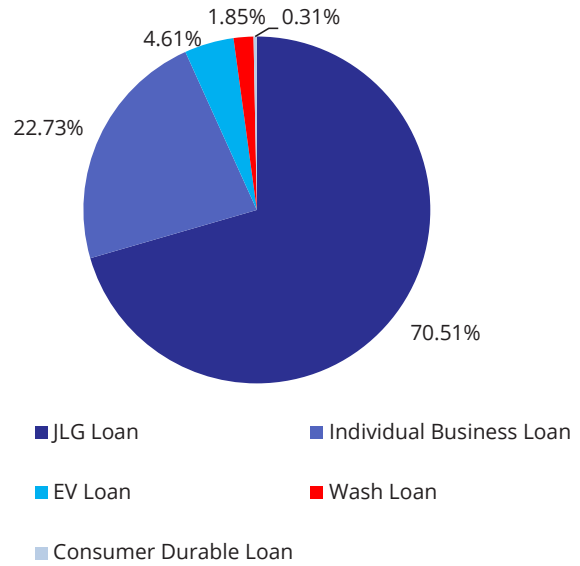
*From FY'21 – FY'25

** From FY'23 – FY'25

AUM DISTRIBUTION BY PRODUCT CATEGORY - FY 25

₹14,523 Million

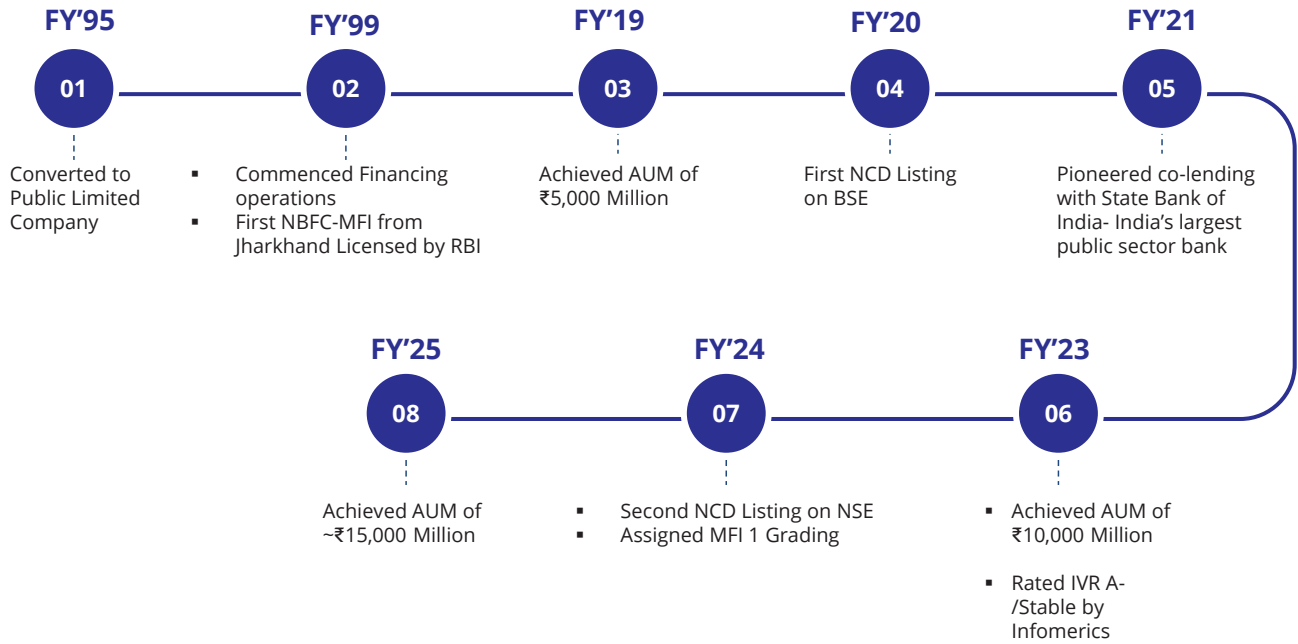
Asset Under Management
as of Mar'25



OFFERING CREDIT SERVICES ACROSS MICRO-BUSINESS SECTORS



MILESTONES/JOURNEY SO FAR



AI-DRIVEN CREDIT INFRASTRUCTURE POWERING SCALABLE RESPONSIBLE LENDIN



Credit Bureau Analysis (CB Rule Engine)

- Real-time bureau data ingestion (Applicant + Co-applicant)
- Flags risk via Green/Yellow/Red scoring
- Detects stacking, DPDs, and recent loan activity

Impact: 25% boost in risk grading accuracy



Bank Statement Intelligence (Bank Rule Engine)

- AI + OCR reads PDF/digital bank data
- Tracks inflows, digital payments, ATM usage, and bounces
- Predicts EMI dates, business hours, monthly income

Impact: Underwriting speed up by 30-40%



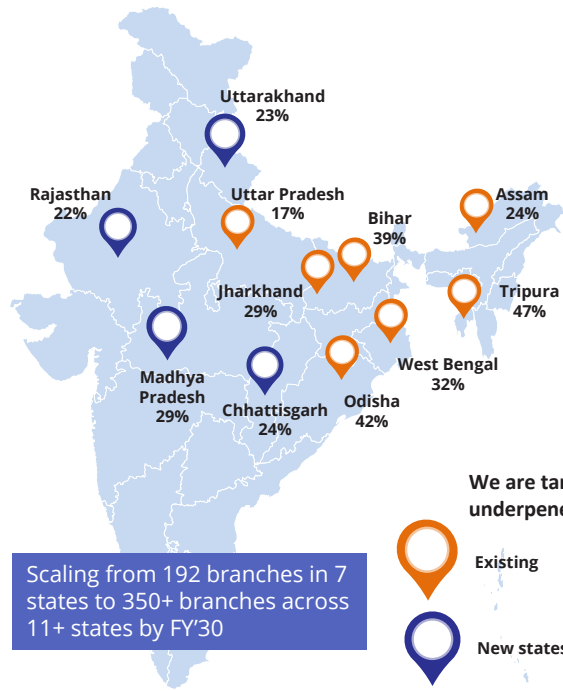
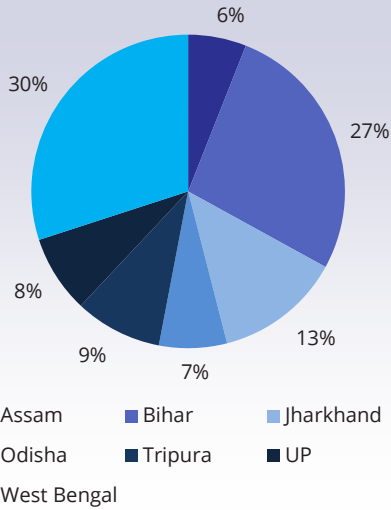
Visual & Location Intelligence (Business Verification)

- Verifies images (shop counters, dairy setup)
- Detects construction type, business category
- GPS-tag match with declared address

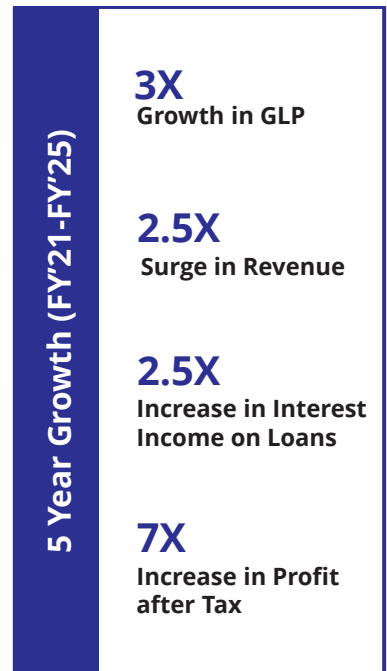
Impact: Reduces fraud, enables branchless ops

OUR GROWTH ROADMAP

State-wise portfolio concentration (FY'25)



FINANCIAL SNAPSHOT



YEAR-ON-YEAR PERFORMANCE & RATING SUMMARY

Strong Fundamentals Driving Sustainable Growth – FY'25 vs FY'24

Metric	FY'25	FY'24	Y-o-Y Change
Gross Loan Portfolio (GLP)	₹9,745 Mn	₹9,284 Mn	4.97%
Interest Income on Loans	₹2,383 Mn	₹1,999 Mn	19.18%
Pre-Provision Operating Profit (PPOP)	₹1,848 Mn	₹1,534 Mn	20.48%
Capital Adequacy Ratio (CAR)	29.66%	23.47%	26.37%
Net Interest Margin (NIM)	11.90%	10.02%	18.76%
Falling Cost of Borrowing	13.01%	13.68%	4.90%
Falling Cost-to-Income Ratio	31%	33%	6.1%
Falling Debt-to-Equity Ratio	3.51X	4.71X	25.5%

MFI Grading

MFI 1

(IAR)*

Code of Conduct Assessment

C1 – Excellent

(IAR)*

Credit Ratings

A-/Stable

(IVR)*

Securitization backed
credibility (upgraded)**A+(SO) – Felix 2024**

(ICRA)*

*Rating Agencies

P & L STATEMENT

Particulars (₹ Million)	2022-23	2023-24	YoY (%)	2024-25	YoY (%)
Income					
Revenue from Operations	1,659	2,267	37%	2,600	15%
Other Income	7	25	235%	55	122%
Total Income	1,666	2,292	38%	2,656	16%
Expenses					
Selling, General & Admn. Expenses	534	758	42%	807	7%
Other Finance Cost	67	34	(49%)	53	56%
Interest	765	1,114	46%	1,198	8%
Write Off	37	18	(51%)	45	150%
Depreciation	5	8	44%	7	(3%)
Loan Loss Provision	23	(9)	(140%)	134	1589%
Total Expenses	1,432	1,922	34%	2,245	17%
Profit Before Tax	234	370	58%	411	11%
Profit After Tax	170	279	64%	308	10%

BALANCE SHEET (Y'24 & FY'25)

Particulars (₹ Million)	FY'23-24	FY'24-25
Financial Assets		
Cash and Cash Equivalents	1,190	1,498
Bank Balance	428	472
Loans	9,029	9,390
Other Financial Assets	918	1,218
Total - Financial Assets (A)	11,564	12,578
Non Financial Assets		
Deferred Tax Assets	33	53
Property, Plant and Equipment	28	20
Other Intangible Assets	2	1
Other Non-Financial Assets	154	203
Total - Non Financial Assets (B)	217	277
Total Assets (A+B)	11,781	12,856

Particulars (₹ Million)	FY'23-24	FY'24-25
Financial Liabilities		
Debt Securities	508	2,510
Borrowing (Other than Debt Securities)	8,920	7,292
Other Financial Liabilities	139	42
Total - Financial Liabilities (A)	9,568	9,844
Non-Financial Liabilities		
Current Tax Liability	91	127
Provisions	57	27
Other Non-Financial Liabilities	12	14
Total - Non-Financial Liabilities (B)	160	168
Equity		
Equity Share Capital	333	371
Other Equity	1,720	2,473
Total - Equity (C)	2,053	2,844
Liabilities & Equity (A+B+C)	11,781	12,856

SUSTAINED GROWTH IN AUM, GLP & CLIENT BASE

Asset Under Management (AUM) (₹Mn)



CAGR 30%

Gross Loan Portfolio (₹Mn)



CAGR 30%

Active Clients

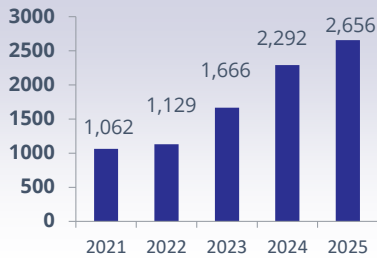


CAGR 22%

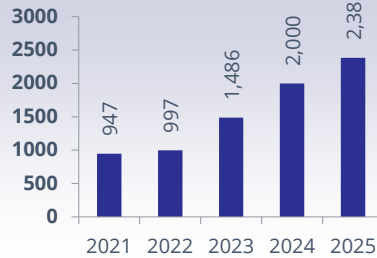
Vedika has achieved **3X** growth in AUM and GLP over five years, driven by disciplined execution and strong credit demand, with steady client expansion across 7 states

ROBUST FINANCIAL RATIOS INDICATING POSITIVE TRENDS

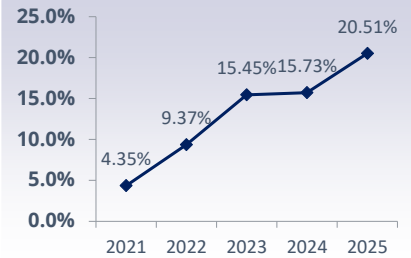
Total Revenue (₹Mn)



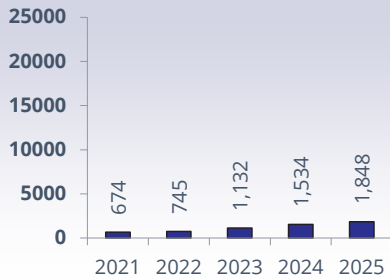
Interest Income on Loans (₹Mn)



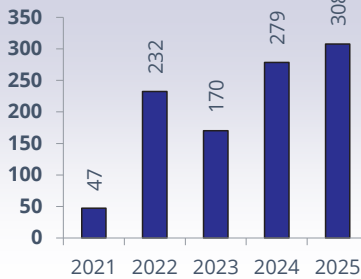
Operating Profit (After Interest & Depreciation)



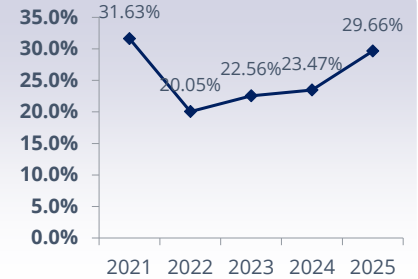
PPoP (₹Mn)



PAT (₹Mn)



Capital Adequacy Ratio (%)



DRIVING MARGIN EXPANSION WITH COST EFFICIENCY

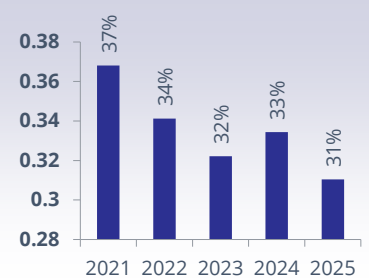
Increasing Net Interest Margin (NIM) (%)



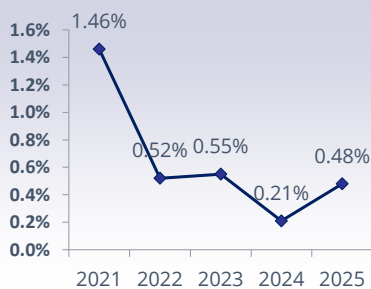
Falling Opex/GLP Ratio (%)



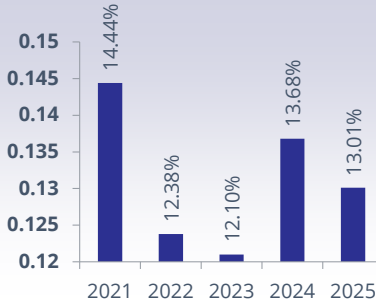
Falling Cost to Income (%)



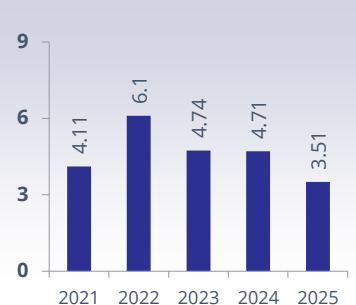
Falling Write-off Ratio (%)



Falling Cost of Borrowings (%)

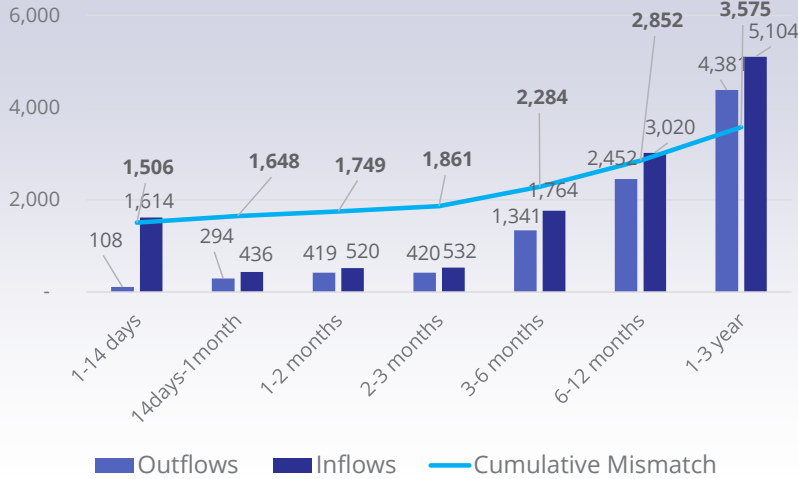


Falling Debt-Equity Ratio



VEDIKA MAINTAINS A HIGHLY CONSERVATIVE ALM POSTURE

ALM as on 31.03.2025 (₹ Million)

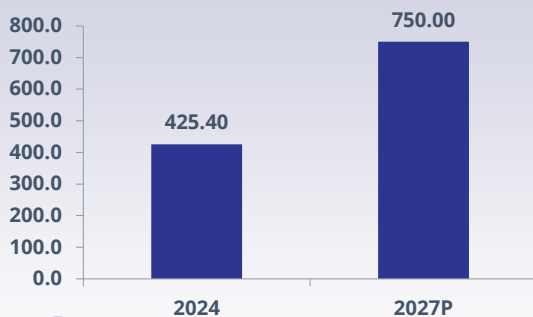


Vedika's zero near-term ALM obligations showcase a conservative, risk-mitigated structure. With long-term asset positioning and no short-term refinancing pressure, the NBFC is well-shielded against interest rate shocks and liquidity crunches

FOCUSED LENDING IN HIGH-GROWTH SEGMENTS LIKE ELECTRIC VEHICLE (EV) FINANCING AND MICRO-ENTERPRISE LOANS IS GAINING STRONG TRACTION

Micro Enterprise Loan Market Size

Unsecured Business Loan in India (<0.2 Mn)* (₹ Billion)¹

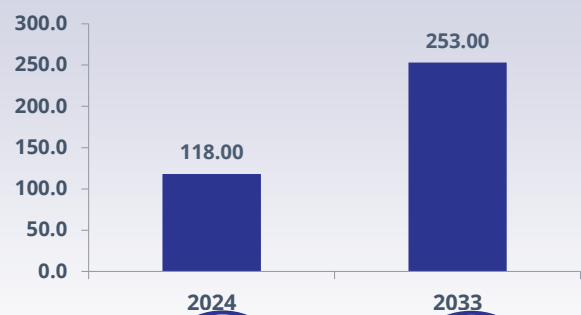


~22%

Increase in CAGR of Unsecured Business Loan in Rural & Semi-Urban from FY 2019 - H1 FY25 ⁽¹⁾

E-Rickshaw Market

E-Rickshaw Market Size (₹ Bn)^{2**}



57%

YoY growth in sales of e3W, in 2024 ⁽³⁾

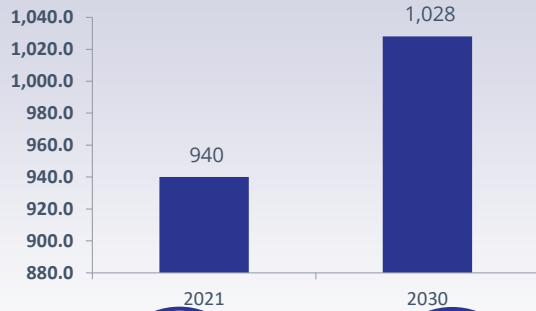
90%

Of E-3W are financed in India ⁽⁴⁾

WITH GROWING GOVERNMENT FOCUS & DEEPENING FINANCIAL INCLUSION, WASH & MICRO HOUSING LOANS ARE EMERGING AS HIGH-IMPACT LENDING SEGMENTS

WASH Loan

Wash Financing market (₹ Bn) ^{(1)*}



76%

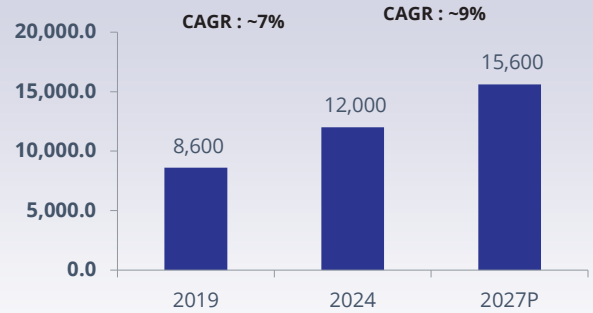
Of people in rural areas have access to basic sanitation facility ⁽¹⁾

11%

of India's population practices open defecation, as per WHO report 2022 ⁽²⁾

Micro Housing

Affordable Housing finance market (₹ Bn) ⁽³⁾



5%

increase in the contribution of rural areas to total housing finance between FY2019 and FY2024 ⁽³⁾

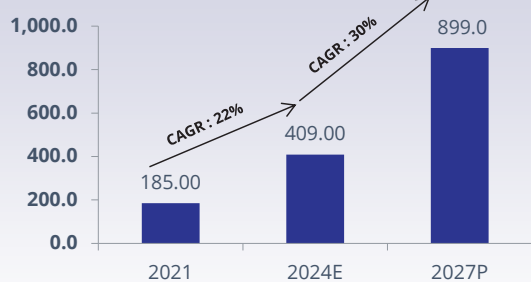
31.2 Mn

Cumulative affordable housing gap expected by FY'30 ⁽⁴⁾

WITH OVER 20% YOY GROWTH IN CONSUMER DURABLE FINANCING, NBFCS ARE CAPITALIZING ON RISING ASPIRATIONS AND UNDERPENETRATED CREDIT MARKETS

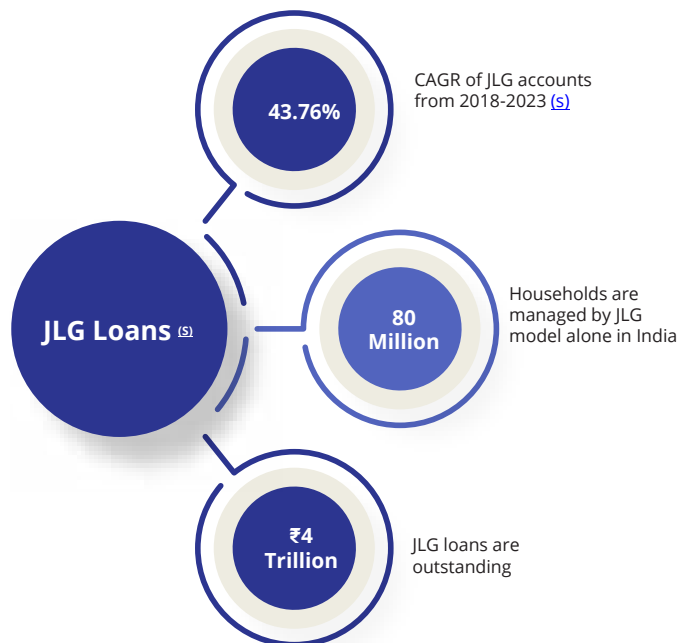
NBFC Consumer Durable Market

Consumer Durable Financing market (₹ Bn) ^{(1)*}



~70%

is the market share of NBFC out of total Consumer Finance Market.¹





INDEPENDENT AUDITOR'S REPORT INCLUDING FINANCIAL STATEMENT

INDEPENDENT AUDITOR'S REPORT

To
The Members of
VEDIKA CREDIT CAPITAL LIMITED

Report on the Audit of the Financial Statements

Opinion

1. We have audited the accompanying financial statements of **VEDIKA CREDIT CAPITAL LIMITED** ("the Company"), which comprise the Balance Sheet as at March 31st, 2025, and the Statement of Profit and Loss (including Other Comprehensive Income), the Statement of Changes in Equity and statement of Cash Flows for the year then ended, and Notes to the financial statements, including a summary of significant accounting policies and other explanatory information.
2. In our opinion and to the best of our information and according to the explanations given to us, the aforesaid financial statements give the information required by the **Companies Act, 2013** ("Act") in the manner so required and give a true and fair view in conformity with Indian Accounting Standards prescribed under Section 133 of the Act read with the Companies (Indian Accounting Standards) Rules, 2015, as amended and other accounting principles generally accepted in India, of the state of affairs of the Company as at March 31st, 2025, its Profits including other Comprehensive Income, its Cash Flows and the Changes in Equity for the year ended on that date.

Basis for Opinion

3. We conducted our audit in accordance with the Standards on Auditing (SA's) specified under section 143 (10) of the Companies Act, 2013. Our responsibilities under those Standards are further described in the auditor's responsibilities for the audit of the financial statements section of our Report. We are independent of the Company in accordance with the code of ethics issued by The Institute of Chartered Accountants of India together with the ethical requirements that are relevant to our audit of the financial statements under the provisions of the Companies Act, 2013 and the Rules thereunder, and we have fulfilled our other ethical responsibilities in accordance with these requirements and the Code of Ethics.

We believe that the audit evidence we have obtained is sufficient and appropriate to provide a

basis for our opinion.

Information other than the Financial Statements and Auditors' Report thereon

4. The Company's Board of Directors is responsible for the preparation of the other information. The other information comprises the information included in the Board's Report including Annexure to Board's Report, but does not include the financial statements and our auditor's report thereon.
5. Our opinion on the financial statements does not cover the other information and we do not express any form of assurance conclusion thereon.
6. In connection with our audit of the financial statements, our responsibility is to read the other information and, in doing so, consider whether the other information is materially inconsistent with the standalone financial statements or our knowledge obtained during the course of our audit or otherwise appears to be materially misstated.
7. If, based on the work we have performed, we conclude that there is a material misstatement of this other information; we are required to report that fact. We have nothing to report in this regard.

Managements and Board of Director's Responsibility for the Financial Statements

8. The Company's Board of Directors are responsible for the matters stated in section 134 (5) of the Act with respect to the preparation of these financial statements that give a true and fair view of the financial position, financial performance including other Comprehensive Income, Cash Flows and Changes in Equity of the Company in accordance with the accounting principles generally accepted in India, including the Indian Accounting Standards (Ind As) specified under section 133 of the Act read with the Companies (Indian Accounting Standards) Rules, 2015 as amended. This responsibility also includes maintenance of adequate accounting records in accordance with the provisions of the Act for safeguarding of the assets of the Company and for preventing and detecting frauds and other irregularities; selection and application of appropriate accounting policies; making judgments and estimates that are reasonable and prudent; and design, implementation and maintenance of adequate internal financial controls that were operating effectively for ensuring the accuracy and completeness of the accounting records, relevant to the preparation and presentation of the financial statements that give a true and fair view and are free from material misstatement, whether due to fraud or error.
9. In preparing the financial statements, management is responsible for assessing the Company's ability to continue as a going concern, disclosing, as applicable, matters related to going

concern and using the going concern basis of accounting unless management either intends to liquidate the Company or to cease operations, or has no realistic alternative but to do so.

The Board of Directors is also responsible for overseeing the Company's financial reporting process.

Auditor's Responsibilities for the Audit of the Financial Statements

10. Our objectives are to obtain reasonable assurance about whether the financial statements as a whole are free from material misstatement, whether due to fraud or error, and to issue an auditor's report that includes our opinion. Reasonable assurance is a high level of assurance, but is not a guarantee that an audit conducted in accordance with Standards on Auditing will always detect a material misstatement when it exists. Misstatements can arise from fraud or error and are considered material if, individually or in the aggregate, they could reasonably be expected to influence the economic decisions of users taken on the basis of these financial statements.
11. As part of an audit in accordance with Standards on Auditing, we exercise professional judgment and maintain professional skepticism throughout the audit. We also:
 - a. Identify and assess the risks of material misstatement of the financial statements, whether due to fraud or error, design and perform audit procedures responsive to those risks, and obtain audit evidence that is sufficient and appropriate to provide a basis for our opinion. The risk of not detecting a material misstatement resulting from fraud is higher than for one resulting from error, as fraud may involve collusion, forgery, intentional omissions, misrepresentations, or the override of internal control.
 - b. Obtain an understanding of internal controls relevant to the audit, in order to design audit procedures better appropriate in the circumstances. Under Section 143(3)(i) of the Act, we are also responsible for expressing our opinion on whether the Company has adequate internal financial controls system with reference to financial statements in place and the operating effectiveness of such controls.
 - c. Evaluate the appropriateness of accounting policies used and the reasonableness of accounting estimates and related disclosures made by management.
 - d. Conclude on the appropriateness of management's use of the going concern basis of accounting and, based on the audit evidence obtained, whether a material uncertainty exists related to events or conditions that may cast significant doubt on the Company's ability to continue as a going concern. If we conclude that a material uncertainty exists, we are required to draw attention in our Auditors report to the related disclosures in the

financial statements or, if such disclosures are inadequate, to modify our opinion. Our conclusions are based on the audit evidence obtained up to the date our Auditors Report. However, future events or conditions may cause the Company to cease to continue as a going concern.

- e. Evaluate the overall presentation, structure and content of the financial statements including the disclosures, and whether the financial statements represent the underlying transactions and events in a manner that achieves fair presentation.
12. We communicate with those charged with governance regarding, among other matters, the planned scope and timing of the audit and significant audit findings, including any significant deficiencies in internal control that we identify during our audit.
 13. We also provide those charged with governance with a statement that we have complied with relevant ethical requirements regarding independence, and to communicate with them all relationships and other matters that may reasonably be thought to bear on our independence, and where applicable, related safeguards. From the matters communicated with those charged with governance, we determine those matters that were of most significance in the audit of the financial statements of the current period and are therefore the key audit matters. We describe these matters in our auditor's report unless law or regulation precludes public disclosure about the matter or when, in extremely rare circumstances, we determine that a matter should not be communicated in our report because the adverse consequences of doing so would reasonably be expected to outweigh the public interest benefits of such communication.

Report on Other Legal and Regulatory Requirements

14. As required by the Companies (Auditor's Report) Order, 2020 ("the Order"), issued by the Central Government of India in terms of sub-section (11) of section 143 of the Companies Act, 2013, we give in the **Annexure "A"**, a statement on the matters specified in paragraphs 3 and 4 of the Order, to the extent applicable.
15. As required by Section 143(3) of the Act, we report that:
 - a. We have sought and obtained all the information and explanations which to the best of our knowledge and belief were necessary for the purposes of our audit;
 - b. In our opinion, proper books of account as required by law have been kept by the Company so far as it appears from our examination of those books;
 - c. The Balance Sheet, the Statement of Profit and Loss including other Comprehensive Income, the Cash Flow Statement and the Statement of Changes in Equity dealt with by this Report are in agreement with the books of account;

- d. In our opinion, the aforesaid financial statements comply with the Accounting Standards specified under section 133 of the Act, read with Companies (Indian Accounting Standards) Rules, 2015 as amended;
- e. On the basis of the written representations received from the Directors as on March 31, 2025 taken on record by the Board of Directors, none of the Directors is disqualified as on March 31st, 2025 from being appointed as a Director in terms of Section 164 (2) of the Act;
- f. With respect to the adequacy of the Internal Financial Controls over financial reporting of the Company and the operating effectiveness of such controls, refer to our separate report in "Annexure B". Our report expresses an unmodified opinion on the adequacy and operating effectiveness of the Company's internal financial controls over financial reporting,
- g. With respect to the other matters to be included in the Auditors' Report in accordance with the requirements of section 197(16) of the Act, as amended, in our opinion and to the best of our information and according to the explanations given to us, the remuneration paid by the Company to its directors during the year is in accordance with the provisions of section 197 of the Act.
- h. With respect to the other matters to be included in the Auditor's Report in accordance with Rule 11 of the Companies (Audit and Auditors) Rules, 2014, in our opinion and to the best of our information and according to the explanations given to us;
- i. The financial statements disclose the impact of pending litigations as at March 31st, 2025 on the financial position of the Company and its joint operation to the standalone financial statements - Refer Note 28 (d) to the financial statements.
- The Company did not have any long-term contracts including derivative contracts as at March 31st, 2025 for which there were any material foreseeable losses - Refer Note 28 (e) to the financial statements
 - There has not been an occasion in case of the Company during the year ended March 31st, 2025, to transfer any sums to the Investor Education and Protection Fund. The question of delay in transferring such sum does not arise - Refer Note 28 (c) to the financial statements
 -
 - The management has represented that, to the best of its knowledge and belief, other than as disclosed in the notes to the accounts, no funds have been advanced

or loaned or invested (either from borrowed funds or share premium or any other sources or kind of funds) by the company to or in any other person(s) or entity(ies), including foreign entities ("Intermediaries"), with the understanding, whether recorded in writing or otherwise, that the Intermediary shall, whether, directly or indirectly lend or invest in other persons or entities identified in any manner whatsoever by or on behalf of the company ("Ultimate Beneficiaries") or provide any guarantee, security or the like on behalf of the Ultimate Beneficiaries;

- The management has represented, that, to the best of its knowledge and belief, other than as disclosed in the notes to the accounts, no funds have been received by the company from any person(s) or entity (ies), including foreign entities ("Funding Parties"), with the understanding, whether recorded in writing or otherwise, that the company shall, whether, directly or indirectly, lend or invest in other persons or entities identified in any manner whatsoever by or on behalf of the Funding Party ("Ultimate Beneficiaries") or provide any guarantee, security or the like on behalf of the Ultimate Beneficiaries; and
 - Based on audit procedures which we considered reasonable and appropriate in the circumstances, nothing has come to their notice that has caused them to believe that the representations under sub-clause (i) and (ii) of Rule 11(e) as provided under (a) and (b) above; contain any material misstatement contain any material misstatement.
 - The company has not declared or paid any dividend during the year in contravention of the provisions of section 123 of the Companies Act, 2013.
- i. The Company has used accounting software (Tally) for maintaining its books of account for the financial year ended March 31st, 2025. However, the feature of audit trail (edit log) facility has not been operational throughout the year.

For S K Bhageria & Associates
Chartered Accountants
Firm Reg No. 112882W

Sd/-

S K Bhageria
Partner
Mem No. 041404
UDIN: 25041404BMJHZL5036

Place: Ranchi
Date: 21st May, 2025

ANNEXURE "A" TO THE INDEPENDENT AUDITOR'S REPORT

Report as required by the Companies (Auditor's Report) Order, 2020 ("the Order"), issued by the Central Government of India in terms of sub-section (11) of section 143 of the Companies Act, 2013 (Refer to in paragraph 1 under 'Report on Other Legal and Regulatory Requirements' section of our report of **VEDIKA CREDIT CAPITAL LIMITED** of even date With reference to the Annexure A referred to in the Independent Auditors' Report to the members of the Company on the financial statements for the year ended March 31st, 2025, we report the following:

1. In Respect of Property Plant and Equipment;

- a. - The Company has maintained proper records showing full particulars, including quantitative details and situation of Property, Plant and Equipment;
 - The Company has maintained full particulars of all intangible assets held during the year, wherever applicable.
- b. According to the information and explanations given to us and on the basis of our examination of the records of the Company, the Company has a regular programme of physical verification of its Property, Plant and Equipment by which all property, plant and equipment are verified in a phased manner over a period of two years. In accordance with this programme, certain property, plant and equipment were verified during the year. In our opinion, this periodicity of physical verification is reasonable having regard to the size of the Company and the nature of its assets. No material discrepancies were noticed on such verification.
- c. According to the information and explanations given to us and on the basis of our examination of the records of the Company does not hold any immovable properties (other than immovable properties where the Company is the lessee and the leases agreements are duly executed in favor of the lessee). Accordingly, the provisions of clause 3(i)(c) of the Order are not applicable.
- d. According to the information and explanations given to us and on the basis of our examination of the records of the Company, the Company has not revalued its Property, Plant and Equipment (including Right of Use assets) or intangible assets or both during the year - Accordingly, the provisions of clause 3(i)(d) of the Order are not applicable.
- e. According to information and explanations given to us and on the basis of our examination of the records of the Company, there are no proceedings initiated or pending against the

Company for holding any benami property under the Prohibition of "Benami Property" Transactions Act, 1988 (45 of 1988) (as amended in 2016) and rules made thereunder.

2. In Respect of Inventories;

- a. According to the information and explanations given to us, the Company does not have any inventory. Accordingly, the provisions of clause 3(ii)(a) of the Order are not applicable.
- b. According to the information and explanations given to us, during the year, the Company has not been sanctioned working capital limits from banks/ and / financial institutions on the basis of security of current assets.

3.

- a. To the best of our information and according to the explanations given to us, the Company's principal business is to give loans. Accordingly, the provisions of clause 3(iii)(a) of the Order are not applicable.
- b. In our opinion and according to the information and explanations given to us the investments made, security given and the terms and conditions of grant of all loans and advances in the nature of loans are not, prima facie, prejudicial to the Company's interest. According to the information and explanations given to us, the Company has not provided any guarantee during the year.
- c. In respect of loans and advances in the nature of loans, granted by the Company as part of its business for providing loans to customers, the schedule of repayment of principal and payment of interest has been regular. Refer note 4 to the financial statements for summarized details of such loans/advances which are receivable from borrowers as on March 31st, 2025. With regards to the nature of the Company's business and the voluminous nature of loan transactions, it will be cumbersome to furnish client-wise details of amount due, due date for repayment or receipt and the extent of delays in respect of loans and advances which were not repaid / paid when they were due or were repaid / paid with a delay, in the normal course of lending business.

Further, except for loans where there are delays or defaults in repayments of principal and / or interest as at balance sheet date, in respect of which the Company has disclosed asset classification / staging in note 62 to financial statement in accordance with the Indian Accounting Standard (Ind AS) and the guidelines issued by Reserve Bank of India, the parties are repaying the principal accounts as stipulated, and are also regular in payment of interest, as applicable.

- d. In respect of loans and advances in the nature of loans, the aggregate amount of loans, where any instalment is overdue for more than 90 days as at March 31st, 2025 is Rs. 2,007.28 Lakhs. In our opinion and according to the information and explanation given to us, reasonable

steps have been taken by the Company for recovery of the overdue amount of principal and interest thereon.

- e. The Company's principal business is to give loans. Accordingly, the provisions of clause 3(iii)(e) of the Order are not applicable.
 - f. According to the information and explanations given to us and based on the audit procedures performed, the Company has not granted any loans or advances in the nature of loans which are either repayable on demand or without specifying any terms or period of repayment.
4. According to the information and explanations given to us, the Company has not entered into any transaction covered under Sections 185 and 186 of the Act.
 5. The Company has not accepted any deposits from the public and hence the directives issued by the Reserve Bank of India and the provisions of Sections 73 to 76 or any other relevant provisions of the Act and the Companies (Acceptance of Deposit) Rules, 2014 with regard to the deposits accepted from the public are not applicable. Accordingly, the provisions of clause 3(v) of the Order are not applicable.
 6. According to the information and explanations given to us, the Central Government has not specified maintenance of cost records under sub-section (1) of Section 148 of the Act, in respect of Company's products/ services. Accordingly, the provisions of clause 3(vi) of the Order are not applicable.
 7. In respect of statutory dues:
 - a. According to the information and explanations given to us and on the basis of our examination of the records of the Company, the Company is regular in depositing undisputed statutory dues including Provident Fund, Employees' State Insurance, Income Tax, Sales Tax, Service Tax, Goods and Service Tax, Duty of Customs, Duty of Excise, Value Added Tax, Cess and other statutory with the appropriate authorities though there has been a slight delay in few cases. "There is no undisputed amount payable in respect of such dues which have remained outstanding as at March 31st, 2025 for a period more than 6 months from the date they became payable except for the provision for Gratuity made under the Payment of Gratuity Act, 1972 of Rs 105.31 Lakhs as on March 31st, 2025 which was to be transferred to the Vedika Credit Capital Limited Employees Group Gratuity Trust was not paid until date and as informed to us by the management, the said amount shall be paid by the management in due course.
 - b. The details of statutory dues referred to in sub- paragraph (a) above which have not been deposited with the concerned authorities as on March 31st, 2025 on account of dispute are given below:

(in Lakhs)					
Name of the statute	Nature of dues	Amount involved	Amount unpaid	Period to which the amount relates	Forum where dispute is pending
Income Tax Act, 1961	Income Tax	Rs. 76.11	Rs. 76.11	AY 2020-21	CIT(A) Kolkata

8. According to the information and explanations given to us and on the basis of our examination of the records of the Company, the Company has not surrendered or disclosed any transactions, previously unrecorded as income in the books of account, in the tax assessments under the Income Tax Act, 1961 as income during the year.
9. In respect to Loan and borrowings from Bank and Financial Institutions;
- In our opinion and according to the information and explanations given to us, the Company has not defaulted in repayment of any loan or other borrowings or any interest due thereon to any lender, wherever applicable.
 - In our opinion and according to the information and explanations given to us, the company has not been declared willful defaulter by any bank or financial institution or government or any government authorities other lender.
 - In our opinion and according to the information and explanations given to us, the loans were applied for the purpose for which the loans were obtained wherever applicable.
 - In our opinion and according to the information and explanations given to us, there are no funds raised on short term basis which have been utilized for long term purposes by the company.
 - In our opinion and according to the information and explanations given to us, the company does not have any subsidiaries, associates or joint ventures. Hence, the provision of clause 3(ix)(e) is not applicable to the company.
 - In our opinion and according to the information and explanations given to us, the company does not have any subsidiaries, associates or joint ventures. Hence, the provision of clause 3(ix)(f) is not applicable to the company.
- 10.
- In our opinion, and according to the information and explanations given to us, the company has not raised any money from initial Public Offering or further public offering (including debt instruments). Hence the provision of clause 3(x)(a) is not applicable to the company.
 - The Company has made preferential allotment or private placement of shares during the year. For such allotment of shares, the Company has complied with the requirements of section 42 and section 62 of the Companies Act, 2013, and the funds raised have been, prima facie, applied by the Company during the year for the purposes for which the funds were

raised. The Company has not made any preferential allotment or private placement of (fully or partly or optionally) convertible debentures during the year.

11. In respect of Frauds;
 - a. To the best of our knowledge and according to the information and explanations given to us, no fraud by the Company or no material fraud on the Company has been noticed or reported during the period covered by our audit.
 - b. During the year no report under sub-section (12) of section 143 of the Companies Act has been filed by the auditors in Form ADT-4 as prescribed under Rule 13 of Companies (Audit and Auditors) Rules, 2014 with the Central Government, during the year and upto the date of reports.
 - c. We have taken into consideration the whistle blower complaints received by the Company during the year (and upto the date of this report), while determining the nature, timing and extent of our audit procedures.
12. The company is not a Nidhi Company. Therefore, the provisions of Clause (xii) of paragraph 3 of the order are not applicable to the Company.
13. According to the information and explanations given to us and based on our examination of the records of the company, all the transactions with the related parties are in compliance with section 177 and 188 of the Act wherever applicable, the details have been disclosed in financial statements etc., as required by the applicable accounting standards. Identification of related parties were made and provided by the management of the company.
14. With respect to Internal audit
 - a. In our Opinion and information and explanation given to us company has an internal audit system commensurate with the nature and size of the business.
 - b. We have considered, the internal audit reports for the year under audit, issued to the Company during the year and till date, in determining the nature, timing and extent of our audit procedures.
15. The Company has not entered into any non-cash transactions with directors or persons connected with him for the year under review. Therefore, the provisions of Clause (xv) of paragraph 3 of the order are not applicable to the Company.
16.
 - a. The Company is required to be registered under section 45-IA of the Reserve Bank of India Act, 1934 and such registration has been obtained by the company.
 - b. The company has conducted Non-Banking Financial activity during the year and the Company holds valid Certificate of Registration from the RBI as per the Reserve Bank of India Act, 1934
 - c. The company is not a Core Investment Company (CIC) as defined in the regulations made by the Reserve Bank of India.
 - d. As per the information and explanations received, the group does not have any CIC as part

of the group.

17. The company has not incurred cash loss in current financial year as well in immediately preceding financial year.
18. There has been no resignation of the previous statutory auditors during the year.
19. On the basis of the financial ratios, ageing and expected dates of realization of financial assets and payment of financial liabilities, other information accompanying the financial statements, the auditor's knowledge of the Board of Directors and management plans, we are of the opinion that no material uncertainty exists as on the date of the audit report that company is capable of meeting its liabilities existing at the date of balance sheet as and when they fall due within a period of one year from the balance sheet date. However, we further state that this is not an assurance as to the future viability of the company. Also, we state that our reporting is based on the facts up to the date of the audit report and we neither give any guarantee nor any assurance that all the liabilities falling due within a period of one year from the Balance Sheet date, will get discharged by the company as and when they fall due.
20.
 - a. There is no unspent amount towards Corporate Social Responsibility (CSR) on other than ongoing projects requiring a transfer to a Fund specified in Schedule VII to the Act in compliance with the second proviso to sub-section (5) of Section 135 of the said Act.
 - b. There is unspent amount towards Corporate Social Responsibility (CSR) on ongoing projects requiring a transfer to a special account in compliance with provision of sub-section (6) of Section 135 of the said Act, the company has transferred unspent amount to a special account, within a period of thirty days from the end of the financial year in compliance with section 135(6) of the said Act
21. The company has not made investments in subsidiary company. Therefore, the company does not require to prepare consolidated financial statement. Therefore, the provisions of Clause (xxi) of paragraph 3 of the order are not applicable to the Company.

For S K Bhageria & Associates
Chartered Accountants
Firm Reg No. 112882W

Sd/-

S K Bhageria
Partner
Mem No. 041404
UDIN:25041404BMJHZL5036

Place: Ranchi
Date: 21st May, 2025

Annexure "B" to the Independent Auditor's Report

(Referred to in paragraph 15 (f) under 'Report on other legal and regulatory requirements' section of our report to the Members **VEDIKA CREDIT CAPITAL LIMITED** of even date.

Report on the internal financial controls over financial reporting under clause (i) of sub-section 3 of section 143 of the Companies Act, 2013 ("the Act")

We have audited the Internal Financial Controls over Financial Reporting of **VEDIKA CREDIT CAPITAL LIMITED** ("the Company") as at March 31st, 2025, in conjunction with our audit of the financial statements of the Company for the year ended on that date.

Management's responsibility for Internal Financial Controls

The Board of Directors of the Company is responsible for establishing and maintaining internal financial controls based on the internal control over financial reporting criteria established by the Company considering the essential components of internal control stated in the Guidance Note on Audit of Internal Financial Controls over Financial Reporting issued by the Institute of Chartered Accountants of India. These responsibilities include the design, implementation and maintenance of adequate internal financial controls that were operating effectively for ensuring the orderly and efficient conduct of its business, the safeguarding of its assets, the prevention and detection of frauds and errors, the accuracy and completeness of the accounting records, and the timely preparation of reliable financial information, as required under the Companies Act, 2013.

Auditors' responsibility

Our responsibility is to express an opinion on the internal financial controls over financial reporting of the Company based on our audit. We conducted our audit in accordance with the Guidance Note on Audit of Internal Financial Controls Over Financial Reporting (the "Guidance Note") issued by the Institute of Chartered Accountants of India and the standards on auditing prescribed under Section 143 (10) of the Companies Act, 2013, to the extent applicable to an audit of internal financial controls. Those standards and the guidance note require that we comply with ethical requirements and planned perform the audit to obtain reasonable assurance about whether adequate internal financial controls over financial reporting were established and maintained and if such controls operated effectively in all material respects.

Our audit involves performing procedures to obtain audit evidence about the adequacy of the internal financial controls system over financial reporting and their operating effectiveness. Our audit of internal financial controls over financial reporting included obtaining an understanding of internal financial controls over financial reporting, assessing the risk that a material weakness exists, and testing and evaluating the design and operating effectiveness of internal control based on the assessed risk. The procedures selected depend on the auditor's judgment, including the assessment of the risks of material misstatement in the financial statements, whether due to fraud or error.

We believe that the audit evidence we have obtained is sufficient and appropriate to provide a basis for our audit opinion on the Company's internal financial control system over financial reporting.

Meaning of internal financial controls over financial reporting

A company's internal financial control over financial reporting is a process designed to provide reasonable assurance regarding the reliability of financial reporting and the preparation of financial statements for external purposes in accordance with generally accepted accounting principles. A company's internal financial control over financial reporting includes those policies and procedures that (i) pertain to the maintenance of records that, in reasonable detail, accurately and fairly reflect the transactions and dispositions of the assets of the company; (ii) provide reasonable assurance that transactions are recorded as necessary to permit preparation of financial statements in accordance with generally accepted accounting principles, and that receipts and expenditures of the company are being made only in accordance with authorizations of management and directors of the company; and (iii) provide reasonable assurance regarding prevention or timely detection of unauthorized acquisition, use, or disposition of the company's assets that could have a material effect on the financial statements.

Limitations of internal financial controls over financial reporting

Because of the inherent limitations of internal financial controls over financial reporting, including the possibility of collusion or improper management of override of controls, material misstatements due to error or fraud may occur and not be detected. Also, projections of any evaluation of the internal financial controls over financial reporting to future periods are subject to the risk that the internal financial control over financial reporting may become inadequate because of changes in conditions, or that the degree of compliance with the policies or procedures may deteriorate.

Opinion

In our opinion and according to the information and explanations given to us, the Company has, in all material respects, an adequate internal financial control system over financial reporting and such internal financial controls over financial reporting were operating effectively as at March 31st, 2025, based on the internal control over financial reporting criteria established

by the Company considering the essential components of internal control stated in the Guidance Note on Audit of Internal Financial Controls Over Financial Reporting issued by the Institute of Chartered Accountants of India.

For S K Bhageria & Associates
Chartered Accountants
Firm Reg No. 112882W

Sd/-

S K Bhageria
Partner
Mem No. 041404
UDIN: 25041404BMJHZL5036

Place: Ranchi
Date: 21st May, 2025

VEDIKA CREDIT CAPITAL LIMITED
CIN : U67120WB1995PLC069424
STATEMENT OF AUDITED BALANCE SHEET FOR THE YEAR ENDED 31ST MARCH, 2025
(All amount in Rupees Lakhs except for share data or otherwise stated)

Particulars	Note	For the year ended March 31, 2025	For the year ended March 31, 2024
ASSETS			
Financial Assets			
Cash and cash equivalents	2	14,981.21	11,896.99
Bank balance other than Cash and cash equivalents	3	4,718.38	4,275.90
Loans	4	93,896.07	90,292.85
Investments	5	-	-
Other Financial Assets	6	12,176.28	9,176.10
Subtotal - Financial assets (A)		1,25,771.94	1,15,641.84
Non- Financial Assets			
Current tax assets			
Deferred Tax Assets (net)	27	525.00	327.03
Property, plant and equipment	7(a)	198.93	281.39
Other Intangible Assets	7(b)	13.22	24.37
Other non- financial assets	8	2,033.04	1,536.60
Subtotal - Non-financial assets (B)		2,770.19	2,169.39
Total - Assets (A+B)		1,28,542.13	1,17,811.23
LIABILITIES AND EQUITY			
Liabilities			
Financial Liabilities			
Trade Payables			
Debt Securities	10	25,096.26	5,083.83
Borrowings (other than Debt Securities)	11	72,906.80	89,203.23
Lease liabilities			
Other financial liabilities	12	424.22	1,385.49
Subtotal - Financial liabilities (C)		98,427.28	95,672.55
Non-Financial Liabilities			
Current tax liabilities	26	1,271.72	924.21
Provisions	13	273.46	568.55
Other Non-financial liabilities	14	126.50	116.06
Subtotal - Non-financial liabilities (D)		1,671.68	1,608.82
Equity			
Equity share capital	15	3,709.52	3,329.08
Other equity	16	24,733.65	17,200.78
Subtotal - Equity (E)		28,443.17	20,529.85
Total - Liabilities and Equity (C+D+E)		1,28,542.13	1,17,811.23
Summary of significant accounting policies			
The accompanying notes are forming part of financial statements			

As per our attached report of even date
For S K Bhageria & Associates
Chartered Accountants
ICAI Firm Registration Number : 112882W

Sd/-

S K Bhageria
Partner
Membership No.: 041404
UDIN : 25041404BMJHZL5086
Date : 21-05-2025
Place : Ranchi

For and on behalf of Board of Directors of
VEDIKA CREDIT CAPITAL LIMITED

Sd/-

Sd/-

Gautam Jain
Managing Director
(DIN - 00367524)

Vikram Jain
Whole Time Director
(DIN - 00367570)

Sd/-

Sd/-

Gaurav Kumar Vohra
(Company Secretary)

Abhishek Agarwal
(Chief Financial Officer)

VEDIKA CREDIT CAPITAL LIMITED
CIN : U67120WB1995PLC069424
STATEMENT OF PROFIT AND LOSS FOR THE YEAR ENDED MARCH 31, 2025
(All amount in Rupees Lakhs except for share data or otherwise stated)

Particulars	Note	For the year ended March 31, 2025	For the year ended March 31, 2024
Revenue from operations			
Interest Income	17	24,738.39	20,664.22
Fees and commission Income	18	1,265.07	2,007.79
Net gain on fair value changes	19	552.00	249.14
Total Revenue from operations (A)		26,555.46	22,921.15
Other Income (B)			
Total Income (A+B)		26,555.46	22,921.15
Expenses			
Finance Costs	21	12,510.44	11,479.99
Impairment on financial instruments	22	1,789.22	86.79
Employee Benefits Expense	23	3,304.85	3,567.61
Depreciation, amortization and impairment	7 (a) (b)	73.63	75.79
Other expenses	24	4,767.81	4,012.16
Total Expenses (C)		22,445.95	19,222.34
Profit before tax (A+B-C)		4,109.51	3,698.80
Tax Expense:			
(1) Current Tax	26	1,271.72	924.21
(2) Previous Year Tax Impact		136.30	137.00
(3) Deferred Tax Liabilities/(Assets)	26	(376.70)	(148.30)
Profit for the year		3,078.19	2,785.89
Other Comprehensive Income			
a) Items that will not be reclassified to profit or loss			
(i) Re-measurement of net defined benefit plans	23.1		
b) Income tax relating to items that will not be reclassified to profit and loss	23.1		
Other Comprehensive Income (a-b)			
Total Comprehensive Income for the year		3,078.19	2,785.89
Earnings per equity share	25		
Basic (Rs.)		8.30	8.37
Diluted (Rs.)		8.30	8.37
Nominal value per share (Rs.)		10.00	10.00
Summary of significant accounting policies			
The accompanying notes are forming part of financial statements			

As per our attached report of even date
For S K Bhageria & Associates
Chartered Accountants
ICAI Firm Registration Number : 112882W

Sd/-

S K Bhageria

Partner

Membership No.: 041404

UDIN : 25041404BMJHZL5036

Date : 21-05-2025

Place : Ranchi

For and on behalf of Board of Directors of
VEDIKA CREDIT CAPITAL LIMITED

Sd/-

Sd/-

Gautam Jain
Managing Director
(DIN - 00367524)

Vikram Jain
Whole Time Director
(DIN - 00367570)

Sd/-

Sd/-

Gaurav Kumar Vohra
(Company Secretary)

Abhishek Agarwal
(Chief Financial Officer)

VEDIKA CREDIT CAPITAL LIMITED

CIN : U67120WB1995PLC069424

CASH FLOW STATEMENT FOR THE YEAR ENDED MARCH 31, 2025

(All amount in Rupees Lakhs except for share data or otherwise stated)

Particulars	For the year ended March 31, 2025	For the year ended March 31, 2024
A Cash flow from operating activities:		
Net profit before tax as per statement of profit and loss	4,109.51	3,698.80
Adjustment to reconcile profit before tax to net cash flow:		
Depreciation and amortisation of PPE, ROU & Other intangible asset	73.63	75.79
Net gain on sale of current investments	(552.00)	(249.14)
(Reversal)/Provision for Expected Credit Loss (ECL)	1,337.12	(93.85)
Loan Assets Written Off	452.10	180.64
Loss on sale of property, plant and equipment	36.38	-
Operating profit before working capital changes	5,456.74	3,612.25
Changes in working capital		
(Increase)/decrease in financial and other assets	(5,621.28)	(15,288.53)
(Increase)/decrease in non financial assets	(496.44)	(947.32)
Increase/(decrease) in financial and other liabilities	(1,539.31)	(120.82)
Increase/(decrease) in non financial liabilities	10.45	116.06
Total of changes in working capital	(7,646.58)	(16,240.61)
Direct taxes paid	(924.21)	(555.77)
Net cash flow (used in) operating activities (A)	(3,114.05)	(13,184.13)
B Cash flow from investing activities:		
Inflow (outflow) on account of :		
Investment in Fixed Deposits (Security)	(3,292.77)	(2,809.01)
Purchase of Property, plant and equipment (including capital work-in-progress)/ intangible assets	24.37	(31.29)
Gain on Mutual Funds	552.00	249.14
Net cash flow from / (used in) investing activities (B)	(2,716.40)	(2,591.16)
C Cash flow from financing activities:		
Issue of equity shares (including share premium)	5,021.81	2,018.35
Proceeds from borrowings (NCD & Borrowings)	4,306.66	20,294.00
Net Cash flow from financing activities (C)	9,328.47	22,312.35
Net increase/(decrease) in cash and cash equivalents (A+B+C)	3,498.02	6,537.06
Cash and cash equivalents as at the beginning of the year	10,749.13	4,212.07
Cash and cash equivalents at the end of the year	14,247.15	10,749.13
Components of cash and cash equivalents		
Cash on hand		5.74
Balance with banks		
In current accounts	14,247.15	10,743.40
Total cash and cash equivalents	14,247.15	10,749.14

Note:-

- Cash flow statement has been prepared under indirect method as set out in the IND AS 7 " Cash Flow Statement".
- Previous year figures have been regrouped/reclassified wherever applicable.

The accompanying notes are forming part of financial statements

As per our attached report of even date
For S K Bhageria & Associates
Chartered Accountants
ICAI Firm Registration Number : 112882W

Sd/-

S K Bhageria

Partner

Membership No.: 041404

UDIN : 25041404BMJHZL5036

Date : 21-05-2025

Place : Ranchi

For and on behalf of Board of Directors of
VEDIKA CREDIT CAPITAL LIMITED

Sd/-

Gautam Jain
Managing Director
(DIN - 00367524)

Sd/-

Gaurav Kumar Vohra
(Company Secretary)

Sd/-

Vikram Jain
Whole Time Director
(DIN - 00367570)

Sd/-

Abhishek Agarwal
(Chief Financial Officer)

VEDIKA CREDIT CAPITAL LIMITED

CIN : U67120WB1995PLC069424

STATEMENT OF CHANGE IN EQUITY FOR THE YEAR ENDED MARCH 31, 2025

(All amount in Rupees Lakhs except for share data or otherwise stated)

A. Equity Share Capital

Particulars	Amount
Balance as at March 31, 2023	3,213.94
Shares issued during the year ended March 31, 2024	115.14
Balance as at March 31, 2024	3,329.08
Shares issued during the year ended March 31, 2024	380.44
Balance as at March 31, 2025	3,709.52

B. Other Equity

Equity Component of compounded financial instruments	Reserves and surplus			Total
	Statutory reserves as per section 45 (IC) of the RBI Act. 1934	Securities Premium	Retained Earnings	
Balance as at March 31, 2023	1,305.35	8,323.01	2,883.33	12,511.69
Profit for the year (A)			2,785.89	2,785.89
Prior Period Items (Ind AS Adjustments) (B)			-	-
Total Comprehensive Income for the year (A+B)			2,785.89	2,785.89
Addition during the year	557.18			557.18
Transfer to reserve from retained earnings during the year			(557.18)	(557.18)
Issue of share capital		1,903.22		1,903.22
Transaction cost				-
Dividends				-
Balance as at March 31, 2024	1,862.52	10,226.23	5,112.03	17,200.79
Profit for the year (C)			3,078.19	3,078.19
Prior Period Items (Ind AS Adjustments) (D)			(186.69)	(186.69)
Total Comprehensive Income for the year (C+D)			2,891.50	2,891.50
Addition during the year	615.64			615.64
Transfer to reserve from retained earnings during the year			(615.64)	(615.64)
Issue of share capital		4,641.37		4,641.37
Prior Period Items (Ind AS Adjustments)				
Transaction cost				-
Dividends				-
Balance as at March 31, 2025	2,478.16	14,867.60	7,387.89	24,733.65

Note:

i. During the year there has been no change in equity share capital and other equity on account of prior period errors

As per our attached report of even date
For S K Bhageria & Associates
Chartered Accountants
ICAI Firm Registration Number : 112882W

For and on behalf of Board of Directors of
VEDIKA CREDIT CAPITAL LIMITED

Sd/-

S K Bhageria

Partner

Membership No.: 041404

UDIN : 25041404BMJHZL5036

Date : 21-05-2025

Place : Ranchi

Sd/-

Gautam Jain
Managing Director
(DIN - 00367524)

Sd/-

Gaurav Kumar Vohra
(Company Secretary)

Sd/-

Vikram Jain
Whole Time Director
(DIN - 00367570)

Sd/-

Abhishek Agarwal
(Chief Financial Officer)

VEDIKA CREDIT CAPITAL LIMITED

CIN : U67120WB1995PLC069424

SIGNIFICANT ACCOUNTING POLICIES FOR THE YEAR ENDED 31, MARCH 2025

(All amount in Rupees Lakhs except for share data or otherwise stated)

A.1 Corporate Information

Vedika Credit Capital Limited is a limited company ("The Company") and incorporated under the provisions of the Companies Act, 1956 and an existing company under the provisions of the Companies Act, 2013 having Corporate Identification No. is (CIN) U67120WB1995PLC069424 on March 15, 1995. The Company is engaged in micro finance lending activities, providing financial services to poor women in urban India who are organised as Joint Liability Group (JLGs) / Self Help Groups (SHGs). The NBFC - MFI licence from RBI has been granted to the Company with effect from on 3rd June, 2015.

These financial statements were authorised for issue in accordance with a resolution of the Board of Directors on 21st May 2025.

A2.

The financial statements comply in all material aspects with Indian Accounting Standards ('Ind AS' or 'the Accounting Standards') notified under Section 133 of the Companies Act, 2013 (the Act) [Companies (Indian Accounting Standards) Rules, 2015] and other relevant provisions of the Act. All amount disclosed in the financial statements and notes have been rounded off to the nearest Rupees Lakhs as per the requirements of Schedule III, unless otherwise stated.

B. Basis of preparation of Financial Statements

a) Basis of preparation & presentation

The financial statements have been prepared in accordance with Indian Accounting Standards (Ind AS) as per the Companies (Indian Accounting Standards) Rules, 2015 as amended from time to time and notified under section 133 of Companies Act, 2013 (the act) along with other relevant provisions of the Act and the Master Direction - Non-Banking-Financial Company Systemically Important Non-Deposit taking Company and deposit taking company (Reserve bank) Directions, 2016 ('the NBFC Master Directions') issued by RBI. The financial statements have been prepared on a going concern basis.

The Company had prepared its financial statements in accordance with accounting standards notified under section 133 of the Companies act 2013, read together with paragraph 7 of the Companies (Accounts) Rules, 2014 and the Companies (Accounting Standards) Amendment Rules, 2016 and the Master Directions - Non-Banking-Financial Company Systemically Important Non-Deposit taking Company (hereinafter referred as 'previous GAAP'). The financial statements are presented in Indian Rupees (INR) and all values are rounded to the lakhs, except when otherwise indicated.

The regulatory disclosures as required by Master Directions for Non-Banking Financial Company - Systemically Important Non-Deposit taking Company Directions, 2016 issued by the RBI ('RBI Master Directions') to be included as a part of the Notes forming part of the financial statements as prepared as per the requirements.

b) Basis of measurement

The financial statements have been prepared on an accrual basis as a going concern and under the historical cost convention except for the assets and liabilities measured at fair value as follows.

- certain financial assets and liabilities and contingent consideration is measured at fair value;
- assets held for sale – measured at fair value less cost to sell;
- defined benefit plans – plan assets measured at fair value; and
- share-based payments – measured at fair value

c) Presentation of financial statements

The Company presents its balance sheet in order of liquidity. An analysis regarding recovery or settlement within 12 months after the reporting date (current) and more than 12 months after the reporting date (non-current) is presented in Note 33. Financial assets and financial liabilities are generally reported gross in the balance sheet. They are only offset and reported net when, in addition to having an unconditional legally enforceable right to offset the recognised amounts without being contingent on a future event, the parties also intend to settle on a net basis in all of the following circumstances:

- The normal course of business
- The event of default
- The event of insolvency or bankruptcy of the Company and/or its counterparties

1 Summary of significant accounting policies

1.1 Use of estimates

The preparation of financial statements in conformity with the Ind AS requires the management to make judgments, estimates and assumptions that affect the reported amounts of revenues, expenses, assets and liabilities and the accompanying disclosure and the disclosure of contingent liabilities, at the end of the reporting year. Estimates and underlying assumptions are reviewed on an ongoing basis. Revisions to accounting estimates are recognized in the year in which the estimates are revised. Although these estimates are based on the management's best knowledge of Current events and actions, uncertainty about these assumptions and estimates could result in the outcomes requiring a material adjustment to the carrying amounts of assets or liabilities in future years.

In particular, information about significant areas of estimation, uncertainty and critical judgments in applying accounting policies that have the most significant effects on the amounts recognized in the financial statements is included in the following notes:

Business Model Assessment

Classification and measurement of financial assets depends on the results of the Solely Payments of Principle and Interest ('SPPI') and the business model test. The Company determines the business model at a level that reflects how Company's of financial assets are managed together to achieve a particular business objective. This assessment includes judgement reflecting all relevant evidence including how the performance of the assets is evaluated and their performance measured, the risks that affect the performance of the assets and how these are managed and how the managers of the assets are compensated. The Company monitors financial assets measured at amortised cost or fair value through other comprehensive income that are derecognised prior to their maturity to understand the reason for their disposal and whether the reasons are consistent with the objective of the business for which the asset

1.1.1 was held. Monitoring is part of the Company's continuous assessment of whether the business model for which the remaining financial assets are held continues to be appropriate and if it is not appropriate whether there has been a change in business mode and so a prospective change to the classification of those assets.

Impairment losses on financial assets

The measurement of impairment losses across all categories of financial assets except assets valued at Fair value through P&L (FVTPL), requires judgment, in particular, the estimation of the amount and timing of future cash flows and collateral values when determining impairment losses and the assessment of a significant increase in credit risk. These estimates are driven by a number of factors, changes in which can result in different levels of allowances.

1.1.2 The Company's Expected credit loss (ECL) calculations are outputs of complex models with a number of underlying assumptions regarding the choice of variable inputs and their interdependencies. Elements of the ECL models that are considered accounting judgments and estimates include:

- The Company's model, which assigns Probability of default (PD)s
- The Company's criteria for assessing if there has been a significant increase in credit risk and so allowances for financial assets should be measured on a Lifetime expected credit loss (LTECL) basis
- The segmentation of financial assets when their ECL is assessed on a collective basis
- Development of ECL models, including the various formulas and the choice of inputs
- Determination of associations between macroeconomic scenarios and, economic inputs, and the effect on PDs, Exposure at default (EAD)s and Loss given default (LGD)s

Fair value measurement:

When the fair values of financial assets and financial liabilities recorded in the balance sheet cannot be measured based on quoted prices in active markets, their fair value is measured using valuation techniques including the DCF model. The inputs to these models are taken from observable markets where possible, but where this is not feasible, a degree of judgment is required in establishing fair values. Judgments include considerations of inputs such as liquidity risk, credit risk and volatility. Changes in assumptions about these factors could affect the reported fair value of financial instruments.

1.1.3

Effective Interest rate method

The Company's EIR methodology, recognises interest income using an internal rate of return that represents the best estimate of a constant rate of return over the expected behavioral life of loans and other characteristics of the product life cycle (including prepayments). This estimation, by nature, requires an element of judgment regarding the expected behavior and life-cycle of the instruments, as well other fee income/expense that are integral parts of the instruments.

1.1.4

Cash and cash equivalents

1.2 Cash and cash equivalent comprises cash in hand, demand deposits & time deposits and short term investments with original maturity of less than three months.

1.3 Revenue recognition

Interest and similar income

Interest income, for all financial instruments measured either at amortised cost or at fair value through other comprehensive income, is recorded using the effective interest rate (EIR). EIR is the rate that exactly discounts the estimated future cash payments or receipts over the expected life of the financial instrument or a shorter year, where appropriate, to the gross carrying amount of the financial asset. The calculation of the effective interest rate takes into account all contractual terms of the financial instrument (for example, prepayment options) and includes transaction costs and fees that are an integral part of the contract but not future credit losses. Transaction costs include incremental costs that are directly attributable to the acquisition of financial asset.

1.3.1

If expectations regarding the cash flows on the financial asset are revised for reasons other than credit risk, the adjustment is recorded as a positive or negative adjustment to the carrying amount of the asset in the balance sheet with an increase or reduction in interest income. The adjustment is subsequently amortised through Interest income in the Statement of profit and loss.

The Company calculates interest income by applying the EIR to the gross carrying amount of financial assets, other than credit-impaired assets under stage 3. When a financial asset becomes credit-impaired and is, therefore, regarded as 'Stage 3,' the Company recognises interest income on receipts basis.

Fee and commission income

1.3.2 All other financial charges such as cheque return charges, legal charges, collection charges etc are recognized on receipt basis. These charges are treated to accrue on realization, due the uncertainty of their realization.

Other Income

1.3.3 Income on units of mutual funds is recognized on receipt basis as and when redeemed in cash based on the NAV of redemption date. The company also recognises gain on fair value change of mutual fund measured at FVTPL. All Other income is recognized on accrual basis of accounting principle.

Property, plant and equipment (PPE) and other Intangible assets

PPE are stated at acquisition cost (including incidental expenses directly attributable to bringing the asset to its working condition for its intended use) less accumulated depreciation and impairment losses, if any. Cost comprises the purchase price, non-refundable taxes or levies, borrowing costs if capitalization criteria are met and any attributable cost of bringing the asset to its working condition for its intended use. Subsequent expenditure related to PPE is capitalized only when it is probable that future economic benefits associated with these will flow to the Company and the cost of item can be measured reliably. Other repairs and maintenance costs are expensed off as and when incurred.

1.4

An item of property, plant and equipment and any significant part initially recognised is derecognised upon disposal or when no future economic benefits are expected from its use or disposal. Any gain or loss arising on de-recognition of the asset (calculated as the difference between the net disposal proceeds and the carrying amount of the asset) is included in the statement of profit and loss when the asset is derecognised.

Intangible Assets

Intangible Assets are recognized only if it is probable that the future economic benefits that are attributable to assets will flow to the enterprise and the cost of the assets can be measured reliably. Computer software which is not an integral part of the related hardware is classified as an intangible asset. Intangible assets are measured and recorded at cost and carried at cost less accumulated amortization and accumulated impairment losses, if any.

Intangible assets are amortized on a straight line basis over the estimated useful economic life as determined by management. The amortization period and the amortization method are reviewed at least at each financial year end. If the expected useful life of the asset is significantly different from previous estimates, the amortization period is changed accordingly.

Gains or losses arising from derecognition of an intangible asset are measured as the difference between the net disposal proceeds and the carrying amount of the asset and are recognized in the statement of profit and loss when the asset is derecognized.

Depreciation and Amortization

1.5 Depreciation on property, plant and equipment's is calculated on straight line basis. Depreciation is provided based on useful life of the assets as prescribed in Schedule II to the Companies Act, 2013 as under:

Particular	Useful Life (years)
Furniture and Fixtures	10
Vehicle	8
Computer, printers	3-6
Office Equipment	5

Salvage Value of the assets has been taken @5% of Original Cost (except intangible assets) as prescribed in Schedule II.

Depreciation on assets acquired/ sold during the period is recognized on a pro-rata basis to the statement of profit and loss from/ upto the date of acquisition/ sale.

The residual values, useful lives and methods of depreciation of property, plant and equipment are reviewed at each financial period end and adjusted prospectively, if appropriate.

Amortization

The Intangible assets are amortized on a straight line basis over the estimated useful economic life. The Company estimates the useful life of an intangible asset will not exceed five years from the date when the asset is available for use. If the persuasive evidence exists to the affect that useful life of an intangible asset exceeds five years, the Company amortizes the intangible asset over the best estimate of its useful life.

Impairment of non-financial assets

1.6 The carrying amount of assets is reviewed at each balance sheet date if there is any indication of impairment based on internal/external factors. An impairment loss is recognised wherever the carrying amount of an asset exceeds its recoverable amount. The recoverable amount is the greater of the assets, net selling price and value in use. In assessing value in use, the estimated future cash flows are discounted to their present value using a pre-tax discount rate that reflects current market assessments of the time value of money and risks specific to the asset. In determining net selling price, recent market transactions are taken into account, if available. If no such transactions can be identified, an appropriate valuation model is used. After impairment, depreciation is provided on the revised carrying amount of the asset over its remaining useful life.

Provisions

1.7 Provisions are recognised when the Company has a present obligation (legal or constructive) as a result of a past event, it is probable that an outflow of resources embodying economic benefits will be required to settle the obligation and a reliable estimate can be made of the amount of the obligation. The expense relating to any provision is presented in the statement of profit and loss net of any reimbursement. pre-tax rate that reflects, when appropriate, the risks specific to the liability. When discounting is used, the increase in the provision due to the passage of time is recognised as a finance cost.

Contingent liabilities and assets

1.8 The Company does not recognize a contingent liability but discloses its existence in the financial statements Contingent liability is disclosed in the case of:

- A present obligation arising from past events, when it is not probable that an outflow of resources will not be required to settle the obligation
- A present obligation arising from past events, when no reliable estimate is possible.
- A possible obligation arising from past events, unless the probability of outflow of resources is remote.

Contingent liabilities are reviewed at each balance sheet date. Contingent assets are not recognised. A contingent asset is disclosed, as required by Ind AS 37, where an inflow of economic benefits is probable.

Retirement and other employee benefits

1.9 Retirement benefit in the form of provident fund is a defined contribution scheme. The Company has no obligation, other than the contribution payable to the provident fund. The Company recognizes contribution payable to the provident fund scheme as an expense, when an employee renders the related service. If the contribution payable to the scheme for service received before the balance sheet date exceeds the contribution already paid, the deficit payable to the scheme is recognized as a liability after deducting the contribution already paid. If the contribution already paid exceeds the contribution due for services received before the balance sheet date, then excess is recognized as an asset to the extent that the pre-payment will lead to, for example, a reduction in future payment or a cash refund.

Taxes

1.10 Tax expense comprises current and deferred tax. Current income-tax is measured at the amount expected to be paid to the tax authorities in accordance with the Income-tax Act, 1961 enacted in India and tax laws prevailing in the respective tax jurisdictions where the Company operates. The tax rates and tax laws used to compute the amount are those that are enacted or substantively enacted, at the reporting date. Current income tax relating to items recognized directly in equity is recognized in equity and not in the statement of profit and loss.

Deferred income taxes reflect the impact of timing differences between taxable income and accounting income originating during the current year and reversal of timing differences for the earlier years. Deferred tax is measured using the tax rates and the tax laws enacted or substantively enacted at the reporting date. Deferred income tax relating to items recognized directly in equity is recognized in equity and not in the statement of profit and loss.

Deferred tax liabilities are recognized for all taxable timing differences. Deferred tax assets are recognized for deductible timing differences only to the extent that there is reasonable certainty that sufficient future taxable income will be available against which such deferred tax assets can be realized.

At each reporting date, the Company re-assesses unrecognized deferred tax assets. It recognizes unrecognized deferred tax asset to the extent that it has become reasonably certain or virtually certain, as the case may be, that sufficient future taxable income will be available against which such deferred tax assets can be realized.

The carrying amount of deferred tax assets are reviewed at each reporting date. The Company writes-down the carrying amount of deferred tax asset to the extent that it is no longer reasonably certain, that sufficient future taxable income will be available against which deferred tax asset can be realized. Any such write-down is reversed to the extent that it becomes reasonably certain, as the case may be, that sufficient future taxable income will be available

Deferred tax assets and deferred tax liabilities are offset, if a legally enforceable right exists to set-off current tax assets against current tax liabilities and the deferred tax assets and deferred taxes relate to the same taxable entity and the same taxation authority.

Earning per share

- 1.11** Basic earnings per share are calculated by dividing the net profit or loss for the period attributable to equity shareholders by the weighted average number of equity shares outstanding during the period.

For the purpose of calculating diluted earnings per share, the net profit or loss for the period attributable to equity shareholders and the weighted average number of shares outstanding during the period are adjusted for the effects of all dilutive potential equity shares.

Financial instruments

- 1.12** A financial instrument is any contract that gives rise to a financial asset of one entity and a financial liability or equity instrument of another entity.

1.13 Financial Assets

Initial recognition and measurement

The financial asset is held within a business model with the objective to collect contractual cash flows and the contractual terms of the financial asset give rise on specified dates to cash flows that are solely payments of principal and interest (SPPI) on the principal amount outstanding.

- 1.13.1** Financial assets, with the exception of loans and advances to customers, are initially recognised on the trade date, i.e., the date that the Company becomes a party to the contractual provisions of the instrument. Loans and advances to customers are recognised when funds are disbursed. The classification of financial instruments at initial recognition depends on their purpose and characteristics and the management's intention when acquiring them.

Accordingly, the Company measures Bank balances, Loans & advances, Trade receivables and other financial instruments at amortised cost.

Classification and subsequent measurement

The financial asset at amortised cost subsequently measured at amortised cost using effective interest method. The amortised cost is reduced by impairment losses. Interest income, foreign exchange gain and losses and impairment are recognised in statement of profit and loss. Any gain and loss on derecognition is recognised in statement of profit and loss.

- 1.13.2** For the purpose of subsequent measurement, financial assets are classified in three categories:

- Debt instrument at amortised cost
- Debt instrument at fair value through other comprehensive income (FVTOCI)
- Debt instrument and equity instruments at fair value through profit or loss(FVTPL)

Debt instruments at amortised costs

A debt instrument' is measured at the amortised cost if both the following conditions are met:

- 1.13.2.1**
- The asset is held within a business model whose objective is to hold assets for collecting contractual cash flows, and
 - Contractual terms of the asset give rise on specified dates to cash flows that are solely payments of principal and interest (SPPI) on the principal amount outstanding.

After initial measurement, such financial assets are subsequently measured at amortised cost using the effective interest rate (EIR) method less impairment. Amortised cost is calculated by taking into account any discount or premium on acquisition and fees or costs that are an integral part of the EIR. The EIR amortisation is included in interest income in the statement of profit or loss. The losses arising from impairment are recognised in the statement of profit and loss.

Debt instruments at FVTOCI

- 1.13.2.2** A 'debt instrument' is classified as at the FVTOCI if both of the following criteria are met:

- The objective of the business model is achieved both by collecting contractual cash flows and selling the financial assets, and
- The asset's contractual cash flows represent SPPI.

Debt instruments included within the FVTOCI category are measured initially as well as at each reporting date at fair value. Fair value movements are recognized in the other comprehensive income (OCI). However, the Company recognizes interest income, impairment losses & reversals and foreign exchange gain or loss in the P&L. On derecognition of the asset, cumulative gain or loss previously recognised in OCI is reclassified from the equity to P&L. Interest earned whilst holding FVTOCI debt instrument is reported as interest income using the EIR method.

Debt instruments at FVTPL

1.13.2.3 FVTPL is a residual category for debt instruments. Any debt instrument, which does not meet the criteria for categorization as at amortized cost or as FVTOCI, is classified as at FVTPL.

In addition, the Company may elect to designate a debt instrument, which otherwise meets amortized cost or FVTOCI criteria, as at FVTPL. However, such election is allowed only if doing so reduces or eliminates a measurement or recognition inconsistency (referred to as 'accounting mismatch'). Debt instruments included within the FVTPL category are measured at fair value with all changes recognized in the P&L.

1.13.2.4 Derecognition

The Company derecognises a financial asset when the contractual rights to the cash flows from the asset expire, or when it transfers the financial asset and substantially all the risks and rewards of ownership of the asset to another party. If the Company neither transfers nor retains substantially all the risks and rewards of ownership and continues to control the transferred asset, the Company recognises its retained interest in the asset and an associated liability for amounts it may have to pay. If the Company retains substantially all the risks and rewards of ownership of a transferred financial asset, the Company continues to recognise the financial asset and also recognises a collateralised borrowing for the proceeds received. On derecognition of a financial asset in its entirety, the difference between the asset's carrying amount and the sum of the consideration received and receivable and the cumulative gain or loss that had been recognised in other comprehensive income and accumulated in equity is recognised in profit or loss if such gain or loss would have otherwise been recognised in profit or loss on disposal of that financial asset.

On derecognition of a financial asset other than in its entirety (e.g. when the Company retains an option to repurchase part of a transferred asset), the Company allocates the previous carrying amount of the financial asset between the part it continues to recognise under continuing involvement, and the part it no longer recognises on the basis of the relative fair values of those parts on the date of the transfer. The difference between the carrying amount allocated to the part that is no longer recognised and the sum of the consideration received for the part no longer recognised and any cumulative gain or loss allocated to it that had been recognised in other comprehensive income is recognised in profit or loss if such gain or loss would have otherwise been recognised in profit or loss on disposal of that financial asset. A cumulative gain or loss that had been recognised in other comprehensive income is allocated between the part that continues to be recognised and the part that is no longer recognised on the basis of the relative fair values of those parts.

1.14 Financial Liabilities

Initial recognition and measurement

1.14.1 Financial liabilities are classified and measured at amortised cost or FVTPL. A financial liability is classified as at FVTPL if it is classified as held-for-trading or it is designated as on initial recognition. All financial liabilities are recognised initially at fair value and, in the case of loans and borrowings and payables, net of directly attributable transaction costs. Other financial liabilities are subsequently measured at amortised cost using the effective interest method. Interest expense are recognised in Statement of profit and loss. Any gain or loss on derecognition is also recognised in Statement of profit and loss.

The Company's financial liabilities include loans, debentures and borrowings including bank overdrafts and trade & other payables.

Loans, Debenture and borrowings

1.14.2 After initial recognition, interest-bearing loans and borrowings are subsequently measured at amortised cost using the EIR method. Gains and losses are recognised in profit or loss when the liabilities are derecognised as well as through the EIR amortisation process.

Amortised cost is calculated by taking into account any discount or premium on acquisition and fees or costs that are an integral part of the EIR. The EIR amortisation is included as finance costs in the Statement of profit and loss.

1.14.3 Financial liabilities subsequently measured at amortised cost

Financial liabilities that are not held-for-trading and are not designated as at FVTPL are measured at amortised cost at the end of subsequent accounting periods. The carrying amounts of financial liabilities that are subsequently measured at amortised cost are determined based on the effective interest method. Interest expense that is not capitalised as part of costs of an asset is included in the 'Finance costs' line item. The effective interest method is a method of calculating the amortised cost of a financial liability and of allocating interest expense over the relevant period. The effective interest rate is the rate that exactly discounts estimated future cash payments (including all fees and points paid or received that form an integral part of the effective interest rate, transaction costs and other premiums or discounts) through the expected life of the financial liability, or (where appropriate) a shorter period, to the net carrying amount on initial recognition.

1.14.4 Derecognition of financial liabilities

The Group derecognises financial liabilities when, and only when, the Company's obligations are discharged, cancelled or have expired, An exchange between with a lender of debt instruments with substantially different terms is accounted for as an extinguishment of the original financial liability and the recognition of a new financial liability, Similarly, a substantial modification of the terms of an existing financial liability (whether or not attributable to the financial difficulty of the debtor) is accounted for as an extinguishment of the original financial liability and the recognition of a new financial liability. The difference between the carrying amount of the financial liability derecognised and the consideration paid and payable is recognised in profit or loss.

Reclassification of financial assets and liabilities

- 1.14.5** The Company doesn't reclassify its financial assets subsequent to their initial recognition, apart from the exceptional circumstances in which the Company acquires, disposes of, or terminates a business line. Financial liabilities are never reclassified.

Fair value measurement

- 1.15** The Company measures financial instruments, such as, derivatives at fair value at each balance sheet date using valuation techniques.

Fair value is the price that would be received to sell an asset or paid to transfer a liability in an orderly transaction between market participants at the measurement date. The fair value measurement is based on the presumption that the transaction to sell the asset or transfer the liability takes place either:

In the principal market for the asset or liability, or

In the absence of a principal market, in the most advantageous market for the asset or liability. The principal or the most advantageous market must be accessible by the Company.

The fair value of an asset or a liability is measured using the assumptions that market participants would use when pricing the asset or liability, assuming that market participants act in their economic best interest.

A fair value measurement of a non-financial asset takes into account a market participant's ability to generate economic benefits by using the asset in its highest and best use or by selling it to another market participant that would use the asset in its highest and best use.

The Company uses valuation techniques that are appropriate in the circumstances and for which sufficient data are available to measure fair value, maximising the use of relevant observable inputs and minimising the use of unobservable inputs.

All assets and liabilities for which fair value is measured or disclosed in the financial statements are categorised within the fair value hierarchy, described as follows,

based on the lowest level input that is significant to the fair value measurement as a whole:

Level 1 — Quoted (unadjusted) market prices in active markets for identical assets or liabilities.

Level 2 — Valuation techniques for which the lowest level input that is significant to the fair value measurement is directly or indirectly observable.

Level 3 — Valuation techniques for which the lowest level input that is significant to the fair value measurement is unobservable.

For assets and liabilities that are recognised in the financial statements on a recurring basis, the Company determines whether transfers have occurred between levels in the hierarchy by re-assessing categorisation (based on the lowest level input that is significant to the fair value measurement as a whole) at the end of each reporting year.

1.16 Impairment of financial assets

Overview of the ECL principles

- 1.16.1** The Company records allowance for expected credit losses for all loans and other debt financial assets not held at FVTPL, (in this section all referred to as 'financial instruments'). Equity instruments are not subject to impairment under Ind AS 109.

The ECL allowance is based on the credit losses expected to arise over the life of the asset (the lifetime expected credit loss or LTECL), unless there has been no significant increase in credit risk since origination, in which case, the allowance is based on the 12 months' expected credit loss (12mECL) as outlined further in notes.

The 12months ECL is the portion of LTECLs that represent the ECLs that result from default events on a financial instrument that are possible within the 12 months after the reporting date.

Both LTECLs and 12mECLs are calculated on individual basis, depending on the nature of the underlying portfolio of financial instruments.

The company has established a policy to perform an assessment, at the end of each reporting period, whether credit risk of a financial asset has increased significantly since initial recognition and while determining this & estimating expected credit losses, the Company considers reasonable and supportable information that is relevant and available with the company. This includes both quantitative and qualitative information and analysis, including on historical experience and forward-looking information.

Based on the above process, the Company group its loans into Stage 1, Stage 2, Stage 3, as described below:

Stage 1: When loans are first recognised, the group recognises an allowance based on 12mECLs. Stage 1 loans also include facilities where the credit risk has improved and the loan has been reclassified from Stage 2 or Stage 3

Stage 2: When a loan has shown a significant increase in credit risk since origination, the company records an allowance for the LTECLs. Stage 2 loans also include facilities, where the credit risk has improved and the loan has been reclassified from Stage 3.

Stage 3: Loans considered credit-impaired. The Company records an allowance for the LTECLs.

The calculation of ECLs

1.16.2 The Company calculates ECLs based on a probability weighted scenarios and historical data to measure the expected cash shortfalls, discounted at an approximation to the EIR. A cash shortfall is the difference between the cash flows that are due to an entity in accordance with the contract and the cash flows that the entity expects to receive.

The key elements of the ECL calculations are as follows:

- PD - The Probability of Default is an estimate of the likelihood of default over a given time horizon. A default may only happen at a certain time over the assessed year, if the facility has not been previously derecognised and is still in the portfolio.
- EAD - The Exposure at Default is the current exposure as on the reporting date.
- LGD - The Loss Given Default is an estimate of the loss arising in the case where a default occurs at a given time. It is based on actual cash flows received from the financial asset, including from the realisation of any collateral and discounted by EIR. It is usually expressed as a percentage of the EAD.

The maximum year for which the credit losses are determined is the expected life of a financial instrument.

The mechanics of the ECL method are summarised below:

Stage 1: The 12mECL is calculated as the portion of LTECLs that represent the ECLs that result from default events on a financial instrument that are possible within the 12 months after the reporting date. The Company calculates the 12mECL allowance based on the expectation of a default occurring in the 12 months following the reporting date. These expected 12-month default probabilities are applied to an EAD and multiplied by the expected LGD.

Stage 2: When a loan has shown a significant increase in credit risk since origination, the Company records an allowance for the LTECLs. The mechanics are similar to those explained above, but PDs and LGDs are estimated over the lifetime of the instrument.

Stage 3: For loans considered credit-impaired, the Company recognizes the lifetime expected credit losses for these loans. The method is similar to that for stage 2 assets, with the PD set at 100%.

1.16.3 Definition of Default

The Company considers a financial instrument as defaulted and considered it as Stage 3 (credit-impaired) for ECL calculations in all cases, when the borrower becomes more than 90 days past due on its contractual payments.

1.16.4 Significant increase in credit risk

The Company continuously monitors all assets subject to ECLs. In order to determine whether an instrument or a portfolio of instruments is subject to 12mECL or LTECL, the Company assesses whether there has been a significant increase in credit risk since initial recognition. The Company considers an exposure to have significantly increased in credit risk when contractual payments are more than 30 days past due.

Forward looking information

1.16.5 While estimating the expected credit losses, the Company reviews macro-economic developments occurring in the economy and market it operates in. On a periodic basis, the Company analyses if there is any relationship between key economic trends like GDP, Consumer Price Index, Unemployment rates, inflation etc. with the estimate of PD, LGD determined by the Company based on its internal data. While the internal estimates of PD, LGD rates by the Company may not be always reflective of such relationships, temporary overlays are embedded in the methodology to reflect such macro-economic trends reasonably.

Write-offs

1.16.6 Financial assets are written off either partially or in their entirety only when the Company has no reasonable expectation of recovery. If the amount to be written off is greater than the accumulated loss allowance, the difference recorded as an expense in the period of write off. Any subsequent recoveries are credited to impairment on financial instrument on statement of profit and loss.

VEDIKA CREDIT CAPITAL LIMITED

CIN : U67120WB1995PLC069424

Notes to the Financial Statements for the year ended March 31, 2025

(All amount in Rupees Lakhs except for share data or otherwise stated)

2 CASH AND CASH EQUIVALENTS

Particulars	For the year ended March 31, 2025	For the year ended March 31, 2024
Cash on hand	-	5.74
Balance with Banks		
- In current accounts/Cash Credit Accounts	14,247.15	10,743.40
- Bank Deposits (Less Than 3 months maturity)	734.06	1,147.85
Total	14,981.21	11,896.99

3 BANK BALANCE OTHER THAN CASH AND CASH EQUIVALENTS

Particulars	For the year ended March 31, 2025	For the year ended March 31, 2024
Bank Deposits - Balance held as Security against Borrowings(More than 3 months & upto 12 months)	4,718.38	4,275.90
	4,718.38	4,275.90

4 LOANS (AT AMORTISED COST)

Particulars	For the year ended March 31, 2025	For the year ended March 31, 2024
Term Loans	97,450.79	92,838.54
Less : Processing Fees Deferment & Reclassification	634.71	962.80
Total Gross	96,816.08	91,875.74
Less: Impairment loss allowance	2,920.02	1,582.89
Total Net	93,896.07	90,292.85
Secured by tangible assets	-	-
Unsecured	96,816.08	91,875.74
Total Gross	96,816.08	91,875.74
Less: Impairment loss allowance	2,920.02	1,582.89
Total Net	93,896.07	90,292.85
Loans in India		
Public Sector		
Others	96,816.08	91,875.74
Total Gross	96,816.08	91,875.74
Less: Impairment loss allowance	2,920.02	1,582.89
Total Net	93,896.07	90,292.85

4.1 Loans granted by the Company are unsecured.

5 INVESTMENTS (THROUGH PROFIT & LOSS)

Particulars	For the year ended March 31, 2025	For the year ended March 31, 2024
Investment	-	-
	-	-

6 OTHER FINANCIAL ASSETS

Particulars	For the year ended March 31, 2025	For the year ended March 31, 2024
Security Deposit	61.86	55.17
Fixed deposit with financial institution*	11,347.98	8,083.91
Othe Financial Assets	766.44	1,037.03
	12,176.28	9,176.10

* Fixed deposit with financial institution is deposit lien mark against Borrowings

VEDIKA CREDIT CAPITAL LIMITED

CIN : U67120WB1995PLC069424

Notes to the Standalone Financial Statements for the year ended March 31, 2025

(All amount in Rupees Lakhs except for share data or otherwise stated)

7(a) PROPERTY PLANT AND EQUIPMENT

Particulars	Opening during the year	Additions during the year	Disposals during the year	Additional Depreciation	Depreciation during the year	Closing Balance as in 31-03-25
Property, Plant and Equipment	51.77	6.61	0.54		0.97	56.87
Office equipment	142.42	16.43	12.54	7.96	57.48	80.87
Furniture and fixtures	78.87	1.33	22.86		0.92	56.42
Vehicles	8.33		0.11		3.45	4.77
Total	281.39	24.37	36.05	7.96	62.82	198.93

7(b) OTHER INTANGIBLE ASSETS

Particulars	Opening during the year	Additions during the year	Disposals during the year	Additional Depreciation	Depreciation during the year	Closing Balance as in 31-03-25
Computers Software	24.37		0.33		10.82	13.22
Total	24.37	- .00	0.33	- .00	10.82	13.22

During the current financial year and in the previous financial year there is no revaluation of Property, plants and equipment.

There is no proceeding initiated against the company for the properties under the Benami Transactions (Prohibition) Act, 1908 and the rules made thereunder.

7(a) PROPERTY PLANT AND EQUIPMENT

Particulars	Opening during the year	Additions during the year	Disposals during the year	Additional Depreciation	Depreciation during the year	Closing Balance as in 31-03-24
Property, Plant and Equipment	52.09	0.70			1.02	51.77
Office equipment	94.37	99.19	8.18		42.96	142.42
Furniture and fixtures	91.75	3.80	0.20		16.47	78.88
Vehicles	11.88				3.55	8.33
Total	250.09	103.69	8.39	- .00	64.00	281.39

7(b) OTHER INTANGIBLE ASSETS

Particulars	Opening during the year	Additions during the year	Disposals during the year	Additional Depreciation	Depreciation during the year	Closing Balance as in 31-03-24
Computers Software	102.73		66.56		11.78	24.37
Total	102.73	- .00	66.56	- .00	11.78	24.37

8 OTHER NON-FINANCIAL ASSETS

(Amount in Lakhs)

Particulars	As at March 31, 2025	As at March 31, 2024
Balances with statutory / government authorities	1,949.50	1,536.60
Other Non Financial Assets	83.54	-
Total	2,033.04	1,536.60

9 TRADE PAYABLES

Particulars	As at March 31, 2025	As at March 31, 2024
Total outstanding dues of Micro Enterprises and Small Enterprises		
Total	-	-

10 DEBT SECURITIES (AT AMORTISED COST)

Particulars	As at March 31, 2025	As at March 31, 2024
Secured		
Non Convertible Debentures	25,096.26	5,083.83
Unsecured		
Total gross (A)	25,096.26	5,083.83
Debt securities in India	25,096.26	5,083.83
Debt securities outside India	-	-
Total (B) to tally with (A)	25,096.26	5,083.83

11 BORROWINGS OTHER THAN DEBT SECURITIES (AT AMORTISED COST)

(Amount in Lakhs)

At amortised cost	As at March 31, 2025	As at March 31, 2024
Secured		
Term loans		
From Banks	45,516.69	48,302.03
From Others	26,171.46	38,104.51
Sub Total	71,688.15	86,406.54
Less : Processing Fees Deferment & Reclassification	381.35	(196.69)
Total	71,306.80	86,603.23
Unsecured		
From Others	1,600.00	2,600.00
Total	1,600.00	2,600.00
Borrowings in India	72,906.80	89,203.23
Total	72,906.80	89,203.23

11.1 Secured term loans from banks amounting carry rate of interest in the range of 9.00% to 15.00% p.a. The loans are having tenure of 1 to 5 years from the date of disbursement and are repayable in both monthly and quarterly installments. Those loan are secured by hypothecation(exclusive charge) of the loans given by the Company.

11.2 Secured term loans from financial institutions amount carry rate of interest in the range of 7.15% to 14.50% p.a. The loans are having tenure of 1 year to 7 years from the date of disbursement and are repayable in both monthly and quarterly installments. Those loan

11.3 The company has not defaulted in the repayment of dues to its lenders

11.4 CHANGE IN LIABILITY ARISING FROM FINANCING ACTIVITIES

Particulars	As at March 31, 2024	Cash flows	As at March 31, 2025
Debt securities	5,083.83	20,012.42	25,096.26
Borrowings	89,203.23	(16,296.42)	72,906.80
Total	94,287.06	3,716.00	98,003.06

12 OTHER FINANCIAL LIABILITIES

(Amount in Lakhs)

Particulars	As at March 31, 2025		As at March 31, 2024	
	No. of shares	Amount	No. of shares	Amount
Other financial liabilities		424.22		1,385.49
Total		424.22		1,385.49

13 PROVISIONS

Particulars	As at March 31, 2025		As at March 31, 2024	
	No. of shares	Amount	No. of shares	Amount
Provision for employee benefits				
Bonus payable		168.14		270.52
Gratuity		105.32		298.02
Total		273.46		568.55

14 OTHER NON-FINANCIAL LIABILITIES

Particulars	As at March 31, 2025		As at March 31, 2024	
	No. of shares	Amount	No. of shares	Amount
Statutory Dues Payable		126.50		116.06
Others				
Total		126.50		116.06

15 EQUITY SHARE CAPITAL

Details of authorized, issued, subscribed, paid up and partly paid up share capital (Amount in Lakhs)

Particulars	As at March 31, 2025		As at March 31, 2024	
	No. of shares	Amount	No. of shares	Amount
Authorized share Capital				
3,90,00,000 (March 31, 2024 3,90,00,000) Equity Shares of Rs. 10/- each		3,900.00		3,900.00
10,00,000 (March 31, 2024 10,00,000) Preference Shares of Rs. 10/- each		100.00		100.00
		4,000.00		4,000.00
Issued, Subscribed, Paid up capital & Partly Paid up capital				
Equity Share Capital				
3,70,95,177 (March 31, 2024 3,32,90,772) Equity Shares of Rs. 10/- each fully paid up		3,709.52		3,329.08
Sub Total (A)		3,709.52		3,329.08
Total (A)		3,709.52		3,329.08

15.1 Terms/right attached to shares

a) The company has only one class of Equity Shares having par value of Rs. 10/- per share. Each holder of Equity share is entitled to one vote per share. In the event of liquidation of company, the holders of Equity Shares will be entitled to receive the remaining assets of the company, after distribution of all preferential amounts. The distribution will be in proportion to the number of equity shares held by the shareholders adjusted by the partly paid up value of the share, if applicable.

15.2 RECONCILIATION OF EQUITY SHARES OUTSTANDING AT THE BEGINNING AND AT THE

Particulars	As at March 31, 2025		As at March 31, 2024	
	No. of shares	Amount	No. of shares	Amount
Equity Share at the beginning of year	33290772	3,329.08	32139391	3,213.94
Equity Shares issued during the year				
Share issued during the year of Rs. 10 each	3804405	380.44	1151381	115.14
Share issued under ESOP				
Equity Share at the end of year	37095177	3,709.52	33290772	3,329.08

15.3 DETAILS OF SHAREHOLDING MORE THAN 5% SHARES IN THE COMPANY

Name of the shareholder	As at March 31, 2025		As at March 31, 2024	
	No. of shares	Amount	No. of shares	Amount
Details of shareholders holding more than 5% Equity Shares set out below:				
Gautam Jain	6897221	18.59%	6897221	20.72%
Vikram Jain	5503057	14.83%	5503057	16.53%
Vedika Agromart Private Limited	3205000	8.64%	3205000	9.63%
Vedika Financial Services Private Limited	3082043	8.31%	3082043	9.26%
Linkline Marketing Private Limited	2314613	6.24%	2314613	6.95%
Vedika Irrigation And Energy Solution Private Limited	2110000	5.69%	2110000	6.34%
Vedika Sales & Services Private Limited	1975000	5.32%	1975000	5.93%
Total	25086934	67.62%	25086934	75.36%

As per records of the Company, including its register of shareholders/ members and other declarations received from shareholders regarding beneficial interest, the above shareholding represents both legal and beneficial ownerships of shares.

16 OTHER EQUITY

(Amount in Lakhs)

Particulars	As at March 31, 2025	As at March 31, 2024
Securities Premium		
Balance at the beginning of the period	10,226.23	8,323.01
Add: Premium on Shares issued during the year	4,641.37	1,903.22
Less: Premium utilised during the year for issue of shares (Net of tax)		
Closing Balance at the end of the period	14,867.60	10,226.23
Statutory Reserve Fund under Section 45-IC of RBI Act, 1934		
Balance at the beginning of the period	1,862.53	1,305.35
Add: Transfer from Surplus in the Statement of Profit and Loss*	615.63	557.18
Closing Balance at the end of the period	2,478.16	1,862.53
Surplus in the Statement of Profit and Loss		
Balance at the beginning of the period	5,112.03	2,883.32
Add: Profit for the year	3,078.19	2,785.89
Add: Prior Period Items (Ind AS Adjustments)	(186.69)	-
Less: Transfer to Reserve Fund as per Section 45-IC of RBI Act, 1934	(615.63)	(557.18)
Less: Dividends	0.00	0.00
Closing Balance at the end of the period	7,387.90	5,112.03
Total Reserves and Surplus	24,733.65	17,200.78

* Represents transfer of Net profit after Tax in accordance with the provisions of Sec 45-IC of Reserve Bank of India Act, 1934

16.1 Nature and purpose of reserves**Securities Premium**

Securities Premium Account is used to record the premium on issue of shares. The reserve can be utilised in accordance with provisions of the Companies Act, 2013

Statutory reserve u/s 45-IC of RBI Act

Statutory reserve represents reserve fund created pursuant to Section 45-IC of the RBI Act, 1934 through transfer of specified percentage of net profit every year before any dividend is declared. The reserve fund can be utilised only for limited purposes as specified by RBI from time to time and every such utilisation shall be reported to the RBI within specified period of time from the date of such utilisation.

Retained earnings

Retained earnings or accumulated surplus represents total of all profits retained since the Company's inception. Retained earnings are credited with current year profits, reduced by losses, if any, dividend payouts, or any such other appropriations to specific reserves.

17 INTEREST INCOME (MEASURED AT AMORTISED COST)

(Amount in lakhs)

Particulars	Year ended March 31, 2025	Year ended March 31, 2024
Interest on Loans	23,829.92	19,995.32
Interest on deposits with bank	908.47	668.89
Total	24,738.39	20,664.22

18 FEES AND COMMISSION INCOME

Particulars	Year ended March 31, 2025	Year ended March 31, 2024
Other Income	1,265.07	2,007.79
Total	1,265.07	2,007.79

19 NET GAIN/(LOSS) ON FAIR VALUE CHANGES

Particulars	Year ended March 31, 2025	Year ended March 31, 2024
Net gain/(loss) on financial instruments at fair value through profit and loss		
On trading portfolio		
- Mutual fund investment at FVTPL	552.00	249.14
Total Net gain/(loss) on fair value changes	552.00	249.14
Analysis of fair value changes		
Realised	552.00	249.14
Unrealised	-	-
Total Net gain/(loss) on fair value changes	552.00	249.14

20 OTHER INCOME

Particulars	Year ended March 31, 2025	Year ended March 31, 2024
Other non-operating Income	-	-
Total	-	-

21 FINANCE COST

Particulars	Year ended March 31, 2025	Year ended March 31, 2024
Interest on financial liabilities (measured at amortised cost)		
Borrowings	11,981.19	11,139.83
Others		
Bank charges	529.24	340.16
Total	12,510.44	11,479.99

22 IMPAIRMENT ON FINANCIAL INSTRUMENTS (MEASURED AT AMORTISED COST)

Particulars	Year ended March 31, 2025	Year ended March 31, 2024
Loan Loss Provisions	1,337.12	(93.85)
Loan assets written off (net of recoveries)	452.10	180.64
Total	1,789.22	86.79

23 EMPLOYEE BENEFITS EXPENSES

Particulars	Year ended March 31, 2025	Year ended March 31, 2024
Salaries and wages	3,034.40	2614.69
Contribution to provident and other funds	6.02	123.36
Bonus & Incentives	80.46	639.87
Staff welfare expenses	183.97	189.69
Total	3,304.85	3,567.61

24 OTHER EXPENSES

(Amount in lakhs)

Particulars	Year ended March 31, 2025	Year ended March 31, 2024
Rent, Rates and Taxes	708.54	590.12
Audit Fee (Refer Note 24.1 below)	17.50	15.00
Communication Expenses	59.63	8.52
Printing and stationery	16.53	44.56
Electricity	24.22	24.42
Fixed Assets Written Off	36.38	- .00
Conveyance	515.26	604.57
Repairs & Maintenance : Computer & Building etc.	29.19	23.78

Field Investigation and Credit control & Membership Fees	220.57	225.97
Sitting Fees	1.40	1.50
Bank Charges	202.41	284.11
Advertisement Expenses	2.56	3.48
Professional & Consultancy Fees & Sales & Promotion	2,609.89	1,833.54
Corporate Social Responsibility Expenditure (Refer Note 24.2)	30.37	48.06
Software Maintenance	259.81	186.18
Miscellaneous Expenses	33.54	118.34
Total	4,767.82	4,012.16

24.1 Audit Fees, Other services (certification fee)

Particulars	Year ended March 31, 2025	Year ended March 31, 2024
Audit fees	17.50	15.00
	17.50	15.00

24.2 Amount spent towards Corporate social responsibility (CSR)

Particulars	Year ended March 31, 2025	Year ended March 31, 2024
a) Amount unspent/(excess spent) for the last year*	(7.87)	(0.83)
b) Gross amount required to be spent by the company during the year	60.49	41.02
c) Amount spent during the year ending on 31st March:	-	-
(i) Construction/acquisition of any asset	-	-
(ii) On purposes other than (i) above	-	-
Paid in cash	(30.37)	(48.06)
Yet to be paid in cash	-	-
	22.25	(7.87)

* The Opening excess expenditure balance for the FY 2023-24 has been rectified and reinstated

25 EARNING PER SHARE

Following reflects the profit and share data used in basic and diluted EPS computation:

Particulars	Year ended March 31, 2025	Year ended March 31, 2024
Net profit/ (loss) for calculation of basic EPS and diluted EPS*	3,078.19	2,785.89
Weighted average number of equity shares in calculating basic EPS		
Equity shares (in lakhs)	370.95	332.91
Weighted average number of equity shares for computation of Diluted EPS (in lakhs)	370.95	332.91
Earning per equity share		
Basic	8.30	8.37
Diluted	8.30	8.37

26 INCOME TAX

The major components of income tax expense for the years ended March 31, 2025 are :

Particulars	Year ended March 31, 2025	Year ended March 31, 2024
Current Income Tax:		
Current Income Tax Charge	1,271.72	924.21
Previous Year Tax Impact	136.30	137.00
Deferred Tax :		
Relating to the origination and reversal of temporary differences	(376.70)	(148.30)
Income tax expense reported in Profit & Loss	1,031.32	912.91
Deferred tax relating to the OCI		
Net loss/(gain) on re-measurement of defined benefit Plan	-	-
Total Tax	1,031.32	912.91

27 DEFERRED TAX ASSET

(Amount in lakhs)

Deferred tax assets	Year ended March 31, 2025	Year ended March 31, 2024
Gross deferred tax asset (A)	525.00	327.03
Gross deferred tax liability (B)	-	-
Net Deferred Tax Asset (A - B)	525.00	327.03

28 COMMITMENT AND CONTINGENCIES

- a) The estimated value of contracts remaining to be executed on capital amount and not provided for (net of advances) amount to Rs. Nil (previous year Rs. Nil).
- b) The Company has other commitments for services in normal course of business, the Company's operations does not give raise to any commitments for purchase of goods and employee benefits.
- c) There were no amounts which were required to be transferred to the Investor Education and Protection Fund by the Company.
- d) The Company does not have any pending litigations which would impact its financial position in its financial statements. Contingent liabilities Rs. 76,11,280/- (Previous year Rs. 70,09,182/-).
- e) The Company did not have any long-term contracts including derivative contracts for which there were any material foreseeable losses

29 FAIR VALUE OF FINANCIAL INSTRUMENTS

29.1 Fair values of Financial Instruments not measured at Fair Value

The carrying amounts and fair value of the Company's financial instruments are reasonable approximations of fair values at financial statement level.

Valuation Techniques

The management assessed that cash and cash equivalents, bank balances other than cash and cash equivalents, other financial assets, trade payable, lease liability and other financial liabilities approximate their carrying amount largely due to short term maturities of these instruments.

The fair value of financial assets and liabilities is included at the amount which the instrument could be exchanged in a current transaction between willing parties, other than a forced or liquidation sale. The following method and assumption were used to estimates the fair value of Financial asset and liabilities.

Loans- Most of the loans are repriced frequently, with interest rate of loans reflecting current market pricing. Hence carrying value of loans is deemed to be equivalent of fair value.

Debt securities and borrowing (other than debt securities) are fixed rate borrowings and fair value of these fixed rate borrowings is determined by discounting expected future contractual cash flows using current market interest rates charged for similar new loans and carrying value approximates the fair value for fixed rate borrowing at financial statement level.

29.2 Fair values of hierarchy

The following table provides the fair value measurement hierarchy of the company's asset and liabilities.

Quantitative disclosure fair value measurement hierarchy of Asset & Liabilities as at March 31, 2025

Particulars	Fair Value March, 31 2025		
	Level 1	Level 2	Level 3
Financial Asset			
Investments in mutual funds	-	-	-

29.3 Summary of Financial Asset and Liabilities which are recognized at Amortised Cost where fair value approximates their carrying value

Particulars	(Amount in lakhs)	
	March, 31 2025	March, 31 2024
Financial Asset		
Cash & Cash Equivalents	14,981.21	11,896.99
Bank and Bank other than Cash & Cash Equivalents	4,718.38	4,275.90
Loans (Fixed Rate)	93,896.07	90,292.85
Other Financial Asset	12,176.28	9,176.10
Total Financial Asset	1,25,771.95	1,15,641.85
Financial Liabilities		
Debt Securities	25,096.26	5,083.83
Borrowing Other than Debt Securities	72,906.80	89,203.23
Lease Liability	-	-
Other Financial Liabilities	424.22	1,385.49
Total Financial Liabilities	98,427.28	95,672.55

30 CAPITAL MANAGEMENT

For the purpose of the Company's capital management, capital includes issued equity and preference capital, share premium and all other reserves attributable to the shareholders of the Company net of intangible assets. The company maintains an actively managed capital base to cover risks inherent in the business, meeting the capital adequacy requirements of Reserve Bank of India (RBI), maintain strong credit rating healthy capital ratios in order to support business and maximise shareholder value. The adequacy of the capital is monitored by the Board considering the regulations issued by RBI.

The Company manages its capital structure in light of changes in economic conditions and the requirements of the financial covenants. The Company monitors capital using a gearing ratio, which is total debt divided by net worth. The Company's policy is to keep the capital adequacy ratio at reasonable level of 18-30% in imminent year against the stipulated requirement of 15% by RBI. The company has complied with the capital requirements prescribed by RBI over the reported period.

(Amount in Lakhs)		
Particulars	As at March 31, 2025	As at March 31, 2024
Debt	98,003.06	94,287.06
Net Worth	28,443.17	20,529.85
Debt to Net Worth (In time)	3.45	4.59

31 RISK MANGEMENT

The Company's Principal financial liabilities comprise borrowings. The main purpose of these financial liabilities is to finance the Company's operations. At the other hand company's Principal financial assets include loans and cash and cash equivalents that derive directly from its operations.

As a lending institution, Company is exposed to various risks that are related to lending business and operating environment. The Principal Objective in Company 's risk management processes is to measure and monitor the various risks that Company is subject to and to follow policies and procedures to address such risks. The Company's risk governance structure operates with a robust board and risk management committee with a clearly laid down charter and senior management direction and oversight. The board oversees the risk management process and monitors the risk profile of the company directly as well as through its subcommittees including the Asset Liability Management Committee and the Risk Management Committee. The key risks faced by the company are liquidity risk, credit risk, Concentration risk, market risk, interest rate risk and Operational Risk.

32.1 Objective and Policies

(A) Liquidity risk

Liquidity Risk refers to the risk that the Company will encounter difficulty in meeting its financial obligations primarily associated with financial liabilities. The objective of Liquidity risk management is to maintain sufficient liquidity and ensure that funds are available for use as per requirement. Liquidity risk may arise because of the possibility that the company might be unable to meet its payment obligations when they fall due as a result of mismatches in the timing of the cash flows under both normal and stress circumstances caused by a difference in the maturity profile of Company assets and liabilities. This risk may arise from the unexpected increase in the cost of funding an asset portfolio at the appropriate maturity and the risk of being unable to liquidate a position in a timely manner and at a reasonable price. The Company manages liquidity risk by maintaining adequate cash reserves and undrawn credit facilities, by continuously monitoring forecast and actual cash flows, and by matching the maturity profiles of financial assets and liabilities.

To limit this risk, management has arranged for diversified funding sources and adopted a policy of availing funding in line with the tenor and repayment pattern of its receivables and monitors future cash flows and liquidity on a daily basis. The company has developed internal control processes and contingency plans for managing liquidity risk. This incorporates an assessment of expected cash flows and the availability of unencumbered receivables which could be used to secure funding by way of assignment if required.

The table below summarises the maturity profile of the undiscounted cash flows of the Company's financial liabilities

Particulars	(Amount in Lakhs)			
	Maturity profile of Financial liabilities as on March 31, 2025		Maturity profile of Financial liabilities as on March 31, 2024	
	Borrowings	Other Financial liabilities	Borrowings	Other Financial liabilities
1 Day to 31 Days / One month	3,706.88	187.64	4,167.71	388.37
Over 1 month to 2 month	3,954.32	236.57	4,427.25	180.81
Over 2 month to 3 month	4,097.44		5,495.49	412.97
Over 3 month to 6 month	13,237.63		12,701.55	403.34
Over 6 month to 1 year	23,248.08		15,616.64	
Over 1 year to 3 years	41,268.90		46,767.01	
Over 3 years to 5 years	8,335.90		4,603.35	
Over 5 years	535.26		508.06	
Total	98,384.41	424.21	94,287.06	1,385.49

(B) Credit risk

Credit risk arises when a borrower is unable to meet financial obligations under the loan agreement to the Company. This could be either because of wrong assessment of the borrower's repayment capabilities or due to uncertainties in future. The effective management of credit risk requires the establishment of appropriate credit risk policies and processes.

The company has comprehensive and well-defined credit policies across all products and segments for mitigating the risks associated with them. Company gives due importance to prudent lending practices and have implemented suitable measures for risk mitigation, which include verification of credit history from credit information bureaus, cash flow analysis, physical verifications of a customer's business and residence and field visits and required term cover for insurance.

The company has a robust post sanction monitoring process to identify credit portfolio trends and early warning signals.

(C) Concentration of Risk/Exposure

Concentration of credit risk arise when a number of counterparties or exposures have comparable economic characteristics, or such counterparties are engaged in similar activities or operate in same geographical area or industry sector so that collective ability to meet contractual obligations is uniformly affected by changes in economic, political or other conditions.

(D) Market Risk

Market risk is the risk that the fair value or future cash flows of a financial instrument will fluctuate because of changes in market variables. Such changes in the values of financial instruments may result from changes in the interest rates, credit, and other market changes. The Company's exposure to market risk is primarily on account of interest rate risk and liquidity risk.

(E) Interest Rate Risk

The Company is subject to interest rate risk, primarily since it lends to customers at rates and for maturity years that may differ from funding sources. Interest rates are highly sensitive to many factors beyond control, including the monetary policies of the Reserve Bank of India, deregulation of the financial sector in India, domestic and international economic and political conditions, inflation and other factors. In order to manage interest rate risk, the Company seek to optimize borrowing profile between short-term and long-term loans. The Company adopts funding strategies to ensure diversified resource-raising options to minimize cost and maximize stability of funds. Assets and liabilities are categorized into various time buckets based on their maturities and Asset Liability Management Committee supervise an interest rate sensitivity report periodically for assessment of interest rate risks.

Change in interest rate affects Company's earnings (measured by NII or NIM) and corresponding net worth, Hence it is essential for the Company to not only quantify the interest rate risk but also to manage it proactively. The Company mitigates its interest rate risk by keeping a balanced mix of borrowings. The Company lends at fixed rate of interest thus, the company is not exposed to interest rate risk on loans.

(F) Operational risk

Operational risk is the risk of loss resulting from inadequate or failed internal processes, people and system or from external events. Operational risk is associated with human error, system failures and inadequate procedures and controls. It is the risk of loss arising from the potential that inadequate information system; technology failures, breaches in internal controls, fraud, unforeseen catastrophes, or other operational problems may result in unexpected losses.

The Company recognizes that operational risk event types that have the potential to result in substantial losses includes Internal fraud, External fraud, employment practices and workplace safety, clients, products and business practices, business disruption and system failures, damage to physical assets, and finally execution, delivery and process management.

The Company cannot expect to eliminate all operational risks, but it endeavors to manage these risks through a control framework and by monitoring and responding to potential risks. Controls include effective segregation of duties, access, authorisation and reconciliation procedures, staff education and assessment processes, such as the use of concurrent audit.

The company has put in place a robust Disaster Recovery (DR) plan and Business Continuity Plan (BCP) is further put in place to ensure seamless continuity of operations including services to customers, when confronted with any adverse events.

33 MATURITY ANALYSIS AT MARCH 31, 2025, MARCH 31, 2024

(Amount in lakhs)

Particular	March 31, 2025			March 31, 2024		
	Amount	Within 12 Months	After 12 Months	Amount	Within 12 Months	After 12 Months
ASSETS						
Financial Assets						
Cash and cash equivalents	14,981.21	14,981.21		11,896.99	11,896.99	
Bank balance other than Cash and cash equivalents	4,718.38	4,718.38		4,275.90	4,275.90	
Loans	93,896.07	58,772.98	35,123.09	90,292.85	47,954.53	42,338.32
Investments						
Other Financial Assets	12,176.28	766.44	11,409.84	9,176.10	1,037.03	8,139.07
Subtotal - Financial assets	1,25,771.94	79,239.01	46,532.93	1,15,641.84	65,164.45	50,477.39
Non- Financial Assets						
Current tax assets						
Deferred Tax Assets (net)	525.00		525.00	327.03		327.03
Property, plant and equipment	198.93		198.93	281.39		281.39
Intangible Assets	13.22		13.22	24.37		24.37
Other non- financial assets	2,033.04	2,033		1,536.60	1,536.60	
Subtotal - Non-financial assets	2,770.19	2,033.04	737.15	2,169.39	1,536.60	632.79
Total Assets	1,28,542.13	81,272.05	47,270.08	1,17,811.23	66,701.05	51,110.18
LIABILITIES						
Financial Liabilities						
Payables						
Debt Securities	25,096.26	7,061.00	18,035.26	5,083.83		5,083.83
Borrowings (other than Debt)	72,906.80	35,751.00	37,155.80	89,203.23	42,408.64	46,794.59
Other financial liabilities	424.22	424.22		1,385.49	1,385.49	
Subtotal - Financial liabilities	98,427.28	43,236.22	55,191.06	95,672.55	43,794.13	51,878.42
Non-Financial Liabilities						
Current tax liabilities	1,271.72	1,271.72		924.21	924.21	
Provisions	273.46	273.46		568.55	568.55	
Other Non-financial liabilities	126.50	126.50		116.06	116.06	
Subtotal - Non-financial liabilities	1,671.68	1,671.68		1,608.82	1,608.82	
Equity						
Equity share capital	3,709.52		3,709.52	3,329.08		3,329.08
Other equity	24,733.65		24,733.65	17,200.78		17,200.78
Subtotal - Equity	28,443.17		28,443.17	20,529.84		20,529.85
Total Liabilities	1,28,542.13	44,907.90	83,634.22	1,17,811.23	45,402.94	72,408.28

34 CAPITAL

Particulars	As at March 31, 2025	As at March 31, 2024
a) CRAR (%)	29.66%	23.47%
b) CRAR-Tier I Capital (%)	28.52%	21.75%
c) CRAR-Tier II Capital (%)	1.14%	1.72%
d) Amount of subordinated debt raised as Tier-II	1,600	2,600
e) Amount raised by issue of Perpetual Debt Instruments	-	-

35 CRAR as at March 31, 2025 has been determined in accordance with the RBI Master Directions read with RBI notification RBI/2019-20/170, DOR (NBFC) .CC.PD.No.109/22.10.106/2019-20 dated March 13, 2020 on implementation of Indian Accounting Standards.

36 DERIVATIVES

a. Forward Rate Agreement/Interest Rate Swap

The company has no transaction/exposure in forward rate agreement/interest rate swap during 2024-25.

b. Exchange Traded Interest Rate (IR) Derivatives

The company has no transaction/exposure in exchange traded interest rate (IR) derivatives during 2024-25.

c. Currency Derivatives and interest rate derivatives

The company has no transaction/exposure in Currency Derivatives and interest rate derivatives during 2024-25.

37 VALUE OF IMPORT CALCULATED ON CIF BASIS

The company has not imported any goods therefor value of import CIF basis is Nil.

38 EXPOSURE IN FOREIGN CURRENCY

Particulars	As at March 31, 2025	As at March 31, 2024
Income in Foreign Currency	0.00	0.00
Expenditure in Foreign Currency	0.00	0.00
Value of Asset exposed to Foreign Currency	0.00	0.00
Value of Liability exposed to Foreign Currency	0.00	0.00
Total	0.00	0.00

The company neither hold any foreign assets or any foreign liability which would require to be covered in INR as on Balancesheet Date and hence the company do not have any unhedged foreign currency exposure as on March 31,2025

39 RELATED PARTY DISCLOSURES

A. Name of the related parties and nature of relationship

Relationship	Name of Related party
	GAUTAM JAIN
	VIKRAM JAIN
	ABHISHEK AGARWAL
	GAURAV KUMAR VOHRA
Relatives of Key Managerial Personnel and other parties	UMMED MAL JAIN
	DEEP KUMAR HESSA
	ANITA JAIN
	VINITA JAIN
	KANTA DEVI JAIN
	SIDDHARTH JAIN
	ADITYA JAIN
	AVANTIK JAIN
	SHREYANSH JAIN
	ISHITA JAIN
	KANIKA JAIN
	VEDIKA FINCORP PRIVATE LIMITED
	VEDIKA IT SOLUTION PRIVATE LIMITED
	VEDIKA FINANCIAL SERVICES PRIVATE LIMITED
	VEDIKA SALES & SERVICES PRIVATE LIMITED
	VEDIKA AGRO MART PRIVATE LIMITED
	VEDIKA BUILDERS AND DEVELOPERS PRIVATE LIMITED
ANJANIPUTRA COMMOTRADE PRIVATE LIMITED	

B. Details of Transactions during the year with Related Parties

(Amount in lakhs)

Name of the employee	Nature of Expenses	Key Managerial Personnel		Relatives of Key Managerial Personnel and other parties	
		March, 31 2025	March, 31 2024	March, 31 2025	March, 31 2024
Anita Jain	Rent	-	-	2.46	1.50
Vinita Jain	Rent	-	-	1.50	1.50
Kanta Devi Jain	Rent	-	-	3.00	3.00
Vedika Sales and Services Private Limited	Business Consultancy	-	-	84.00	-
Gautam Jain	Salary	131.04	60.00	-	-
Vikram Jain	Salary	87.36	60.00	-	-
Ummal Mal Jain	Sitting Fees	-	-	-	0.30
Abhishek Agarwal	Salary	36.43	33.12	-	-
Gaurav Vohra	Salary	11.05	9.58	-	-
Shreyansh Jain	Salary	-	-	1.88	-
Deep Kumar Hessa	Sitting Fees	0.35	0.30	-	-

40 DISCLOSURE RELATING TO SECURITIZATION/ASSIGNMENT UNDERTAKEN

The company has undertaken Securitization/Assignment transaction amounting to Rs.24498.36 Lakhs during the financial year.

41 DETAILS OF NON-PERFORMING FINANCIAL ASSET PURCHASED/SOLD

The company has neither purchased or sold any non performing asset.

(Amount in lakhs)

42 ASSET LIABILITY MANAGEMENT MATURITY PATTERN OF CERTAIN ITEMS OF ASSET AND LIABILITY

Particulars	For the year 2024-25		For the year 2023-24	
	Advances	Borrowings	Advances	Borrowings
1 Day to 31 Days / One month	5,198.00	3,706.88	4,602.22	4,167.71
Over 1 month to 2 month	4,989.31	3,954.32	5,002.92	4,427.25
Over 2 month to 3 month	5,004.95	4,097.44	5,546.59	5,495.49
Over 3 month to 6 month	15,493.17	13,237.63	15,116.73	12,701.55
Over 6 month to 1 year	30,312.58	23,248.08	17,693.08	15,616.64
Over 1 year to 3 years	36,452.78	41,268.90	42,331.31	46,767.01
Over 3 years to 5 years	-	8,335.90	-	4,603.35
Over 5 years	-	535.26	-	508.06
	97,450.79	98,384.41	90,292.85	94,287.06

43 Classification of assets and liabilities under the different maturity buckets is based on the same estimates and assumption as used by the company for compiling the return submitted to the RBI.

44 EXPOSURE TO REAL ESTATE SECTOR

The company has exposure to real estate sector as on March 31, 2025 which is given herein below:

Particulars	As at March 31, 2025
A. Direct Exposure (Fund and Non Fund Based)	NIL
i) Residential Mortgages-	NIL
Lending fully secured by mortgages on residential property that is or will be occupied by the borrower or that is rented	NIL
ii) Commercial Real Estate-	NIL
Lending fully secured by commercial real estates (Office buildings, retail space, multi-purpose commercial purpose commercial premises, multi family residential buildings, multi-tenanted commercial premises, industrial or warehouse space, hotels land acquisition, development and construction etc.).	NIL
iii) Investment is mortgage Backed Securities (MBS) and other securitized exposures-	NIL
a) Residential	NIL
b) Commercial Real Estate	NIL
Total Exposure to Real Estate Sector	-
B. Indirect Exposure (Fund and Non Fund Based)	-

45 EXPOSURE TO CAPITAL MARKET

The company has no exposure to capital market as on March 31, 2025

46 DETAILS OF SGL/GROUP BORROWER LIMIT (GBL) EXCEEDED BY THE COMPANY

The prescribed exposure limit of credit and investment concentration of single party and single group of parties has not exceeded during the Year 2024-25.

47 ADVANCES AGAINST INTANGIBLE SECURITY

No finance has been made against the collateral of intangible security such as rights, licenses, amortization etc. in respect of project (Including infrastructure projects) during the year 2024-25.

48 DRAW DOWN FROM RESERVES

No reserve have been draw down during the financial year 2024-25 except as disclosed in Part (b) of statement of change in equity.

49 CONCENTRATION OF ADVANCES

Particulars	As at March 31, 2025	As at March 31, 2024
Total advance to twenty largest borrowers	63.81	51.41
Percentage of advances to twenty largest borrowers to total advances of the NBFC	0.07%	0.06%

50 CONCENTRATION OF EXPOSURE

Particulars	As at March 31, 2025	As at March 31, 2024
Total exposure to twenty largest borrowers/customers	63.81	51.41
Percentage of exposure to twenty largest borrowers/customers to total exposure of the NBFC on borrowers/customers	0.07%	0.06%

51 CONCENTRATION OF NPA

Particulars	As at March 31, 2025	As at March 31, 2024
Total exposure to top four NPA account	7.66	2.63

52 SECTOR WISE NPA's

Sector	Percentage of NPAs to Total Advances in that Sector	
	As at March 31, 2025	As at March 31, 2024
Agriculture & allied activities	1.41%	0.47%
MSME	2.49%	0.89%
Corporate borrowers	0.00%	0.00%
Services	0.00%	0.00%
Others	0.00%	0.00%
Home Loan	0.00%	0.00%

53 MOVEMENT OF NPA's

Sector	As at March 31, 2025	As at March 31, 2024
i) Net NPA's to Net Advance %	0.00%	0.00%
ii) Movement of NPAs (Gross)		
a) Opening Balance	677.72	686.77
b) Additions during the year	3,158.71	471.05
c) Reductions during the year	(1,829.15)	(480.10)
d) Closing Balance	2,007.28	677.72
iii) Movement of Net NPAs		
a) Opening Balance	-	-
b) Additions during the year	-	-
c) Reductions during the year	-	-
d) Closing Balance	-	-
iv) Movement of provision for NPAs (Excluding provision on standard)		
a) Opening Balance	677.72	686.77
b) Additions during the year	1,329.56	
c) Write-off/Write back of excess provision/reclassification		(9.05)
d) Closing Balance	2,007.28	677.72

54 OVERSEAS ASSETS (FOR THOSE JOINT VENTURE AND SUBSIDIARIES ABROAD)

The company does not have any joint venture and subsidiaries overseas.

55 OFF-BALANCE SHEET SPVS SPONSORED

The company does not have any off-balance sheet SPV sponsored either domestic or overseas.

56 DISCLOSURE OF CUSTOMERS COMPLAINTS

Sector	March 31, 2025	March 31, 2024
No. of complaints pending at the beginning of the year	22	0
No. of complaints received during the year	141	580
No. of complaints redressed during the year	123	558
No. of complaints pending at the end of the year	40	22

57 TRANSACTION WITH NON-EXECUTIVE DIRECTORS

Name of Non-Executive Director	Transaction Type	March 31, 2025	March 31, 2024
Ummad Mal Jain	Fees for attending Board Committee Meeting	-	0.30
Deep Kumar Hessa	Fees for attending Board Committee Meeting	0.35	0.30
Maqsoodul Hasan Ansari	Fees for attending Board Committee Meeting	0.70	0.60
Hari Babu Shukla	Fees for attending Board Committee Meeting	0.35	0.30
George Roshan Tirkey	Fees for attending Board Committee Meeting	-	-
Total		1.40	1.50

58 DETAILS OF FINANCING OF PARENT COMPANY PRODUCT

There is no parent company to finance any product.

59 POSTPONEMENT OF REVENUE RECOGNITION

There is no significant uncertainty which requires postponement of revenue recognition.

60 Details of Dues to Micro and Small Enterprises as defined under the MSMED Act, 2006

Payment against the supplies from the undertaking covered under the Micro, Small and Medium Enterprises Development Act, 2006 are generally made in accordance with the agreed credit terms.

On the basis of information and record available with the management, the details of the outstanding balances of such suppliers and interest due on such accounts as on March 31, 2025 is nil.

The Company has neither paid any interest nor such amount is payable to buyer covered under the MSMED Act, 2006.

61 DETAILS OF RATINGS ASSIGNED BY CREDIT RATING AGENCIES AND MIGRATION OF RATING DURING THE YEAR

Instrument	Rating Agency	Date of Rating Assigned/Reviewed	Rating Valid Upto	2024-25
Bank Loan	Infomerics Valuation and Rating Pvt Ltd	28-Oct-24	25-Oct-25	A-/Stable
Non-Convertible Debentures	Infomerics Valuation and Rating Pvt Ltd	28-Oct-24	25-Oct-25	A-/Stable

62 DETAILS OF IMPAIRMENT LOSS ALLOWANCE RESERVE

Asset Classification as per RBI Norms	Asset classification as per Ind AS 109	Gross Carrying Amount as per Ind AS	Loss Allowances (Provisions) as required under Ind AS 109	Net Carrying Amount	Provisions required as per IRACP norms	Difference between Ind AS 109 provisions and IRACP norms
1	2	3	4	(5)=(3)-(4)	6	(7)=(4)-(6)
Performing Assets	Stage 1 & 2	95,443.51	912.73	94,530.78	238.61	674.12
Non-Performing Assets (NPA)						
Substandard	Stage 3	2,007.28	2,007.28	-	498.79	1,508.49
Doubtful						
Up to 1 year	Stage 3	-	-	-	-	-
1 to 3 years	Stage 3	-	-	-	-	-
More than 3 years	Stage 3	-	-	-	-	-
Subtotal for doubtful						
Loss	Stage 3	-	-	-	-	-
Subtotal for NPA		2,007.28	2,007.28	-	498.79	1,508.49
Other items such as guarantees, loan commitments, etc. which are in the scope of Ind AS 109 but not covered under current Income Recognition, Asset Classification and Provisioning (IRACP) norms						
	Stage 1	-	-	-	-	-
	Stage 2	-	-	-	-	-
	Stage 3	-	-	-	-	-
Subtotal						
Total	Stage 1 & Stage 3	95,443.51	912.73	94,530.78	238.61	674.12
	Stage 3	2,007.28	2,007.28	-	498.79	1,508.49
Grand Total		97,450.79	2,920.01	94,530.78	737.40	2,182.61

*Loss allowances (Provision) as required under Ind AS 109 is greater than the provision required as per IRACP norms, hence the Company is not required to create impairment reserve.

63 DISCLOSURE OF LIQUIDITY RISK

Disclosure on Liquidity Risk, as per extant RBI guidelines on Liquidity Risk Management Framework for Non-Banking Financial Companies as at March 31, 2025 is as follows:

A. Top 20 large deposits (amount in Rs lakhs and % of Total Deposits)

The company does not take the deposits hence - Nil.

B. Top 10 borrowings

Particulars	Amount
Total Value of top 10 Borrowings	39,837.63
% of Total Borrowings	42.25%

C. Funding concentration based on significant Instrument/Product

Particulars	Amount	% Of Total Liabilities
Term Loans	71,688.15	72.87%
Non-Convertible Debentures	25,096.26	25.51%
Unsecured (Sub Debt)	1,600.00	1.62%
Total	98,384.41	100.00%

D. Stock ratios

Name of the Instrument/Product	%
i) a. Commercial Papers as a % of Total Public Funds	NIL
b. Commercial Papers as a % of Total Liabilities	NIL
c. Commercial Papers as a % of Total Assets	NIL
ii) a. Non-Convertible Debentures (original maturity of less than one year) as a % of Total Public Funds	NIL
b. Non-Convertible Debentures (original maturity of less than one year) as a % of Total Liabilities	NIL
c. Non-Convertible Debentures (original maturity of less than one year) as a % of Total Assets	NIL

E. Institutional set-up for liquidity risk management

The Board has the overall responsibility for management of liquidity risk. The Board decides the strategy, policies and procedures to manage liquidity risk in accordance with the liquidity risk tolerance/limits approved by it. The Risk Management Committee (RMC), which is a committee of the Board, is responsible for evaluating the overall risks including liquidity risk. The meetings of RMC are held at quarterly intervals. The Asset Liability Management Committee (ALCO) is responsible for ensuring adherence to the risk tolerance/limits set by the Board as well as implementing the liquidity risk management strategy. The role of the ALCO with respect to liquidity risk includes, inter alia, decision on desired maturity profile and mix of incremental assets and liabilities, responsibilities and controls for managing liquidity risk, and overseeing the liquidity positions at an entity level. The minutes of ALCO meetings are placed before the RMC during its quarterly meetings for its noting.

64 The code on Social Security, 2020 ('Code') relating to the employee benefits during the employment and post-employment benefits received Presidential assent in September 2020, The code has been published in Gazette of India. However, the date on which code will come into effect has not been notified and the final rules/interpretation have not yet been issued. The company will assess the impact of the code when it comes into effect and will record any related impact in the period the code becomes effective.

65 MISCELLANEOUS

a. The Company operates in a single reportable segment i.e. lending to retail customers having similar risks and returns for the purpose of Ind AS 108 on "Operating Segments". The Company operates in a single geographic segment i.e. domestic.

b. The Company has not obtained registration from other financial sector regulators except Reserve Bank of India.

c. No penalties were imposed by the regulator during the year during the financial year ended March 31, 2025.

d. Previous year figures have been regrouped/ rearranged to conform to current year classification.

As per our attached report of even date
For S K Bhageria & Associates
Chartered Accountants
ICAI Firm Registration Number : 112882W

Sd/-

S K Bhageria
Partner
Membership No.: 041404
UDIN : 25041404BMJHZL5036
Date : 21-05-2025
Place : Ranchi

For and on behalf of Board of Directors of
VEDIKA CREDIT CAPITAL LIMITED

Sd/-

Gautam Jain
Managing Director
(DIN - 00367524)

Sd/-

Vikram Jain
Whole Time Director
(DIN - 00367570)

Sd/-

Gaurav Kumar Vohra
(Company Secretary)

Sd/-

Abhishek Agarwal
(Chief Financial Officer)



Summary Report

DIRECTOR'S REPORT INCLUDING SECRETARIAL AUDIT REPORT

DIRECTORS' REPORT

To,
The Members,
M/S VEDIKA CREDIT CAPITAL LTD
VILLAGE- COLLAGE PALLY,
P.O. - SHIULI TELINI PARA,
P.S. - TITAGAR, KOLKATA, PARGANAS NORTH,
WEST BENGAL- 700121

Your directors have pleasure in presenting the **31st directors' Report** on the business and operations of your Company along with the audited accounts for the Financial Year ended on **31st March 2025**.

01. FINANCIAL SUMMARY

The Company's financial performance for the year under review along with previous year's figures is given hereunder: -

Particulars	Amount in Lakhs	
	2023-24	2024-25
Interest income	20,664.22	24,738.39
Other Income	2,256.93	1,817.07
Total Revenue	22,921.15	26,555.46
Profit Before Tax	3,698.80	4,109.51
Less: Current Tax	924.21	1,271.72
Less: Previous Year Tax Impact	137.00	136.30
Add/Less: Deferred Tax Liabilities/(Assets)	-148.30	-376.70
Profit for The Year	2,785.89	3,078.19
Balance in Profit and Loss Account	12,511.69	17,200.79
Security Premium	1,903.22	4,641.37
Dividend	-	-
Adjustment	-	-
Transfer to reserve	557.18	615.64
Closing Balance	17,200.79	24,733.65

02. STATE OF AFFAIRS / HIGHLIGHTS

The Company is engaged in the business of **Financial Services**.

There has been no change in the business of the Company during the financial year ended **31st March, 2025**.

The Highlights of the company's performance are as under:

Total revenue increased by **16%** from **Rs. 22,921.15/-** (Amount in Lakhs) to **Rs. 26,555.46/-** (Amount in Lakhs) whereas revenue from operation is increased by **20%** i.e., from **Rs. 20,664.22/-** (Amount in Lakhs) to **Rs. 24,738.39/-** (Amount in Lakhs)

Net Profit before tax for the year was increased by **11%** from **Rs. 3,698.80/-** (Amount in Lakhs) to **Rs. 4,109.51/-** (Amount in Lakhs) whereas Net Profit after tax for the year was increased by **10%** from **Rs. 2,785.89/-** (Amount in Lakhs) to **Rs. 3,078.19/-**

03. WEB LINK OF ANNUAL RETURN, IF ANY:

The Company is having website i.e., **www.teamvedika.com** and annual return of Company has been published on such website. Link of the same is: **https://teamvedika.com/annual-return/**

04. MEETINGS OF BOARD OF DIRECTORS

(06) Six Board Meetings were held during the Financial Year ended March 31, 2025. The intervening gap between the Meetings was within the period prescribed under the Companies Act, 2013. The Board meets at the regular interval to discuss and decide the Company/ business policy & strategy. The Notices of Board Meeting were given well in advance to all the directors along with the agenda papers so as to enable them to take the informed decision. The Board met on the following dates during the year reported hereunder: -

Quarter	Dates
Q1	April-June 02/05/2024
Q2	July-September 13/08/2024
Q3	October-December 28/10/2024
Q4	January-March 22/01/2025, 11/02/2025, 20/03/2025

The Attendance at the Board Meeting and the last Annual General Meeting was as under:

S. No.	Name of the Director	No. of board meeting held during the year	No. of board meeting attended during the year	Attendance at previous AGM
1	Mr. Gautam Jain	6	6	Yes
2	Mr. Vikram Jain	6	6	No
3	Mr. Maqsoodul Hasan Ansari	6	6	Yes
4	Mr. Deep Kumar Hessa	6	6	No
5	Mr. George Roshan Tirkey	3	0	No
6	Mr. Hari Babu Shukla	6	6	No
7	Mr. Mukul Praween Ekka	3	3	No

COMMITTEES OF THE BOARD

As per the Companies Act, 2013 and the rules therein and other laws applicable your Company maintains committees as under:

AUDIT COMMITTEE

The terms of reference of Audit Committee include the power and roles as set out in Clause (2) and (4) of section 177 of the Companies Act, 2013. Among the other the Audit Committee reviews related party transactions, risk management system, financial statements and auditor’s report, business plans and the Management Discussion and Analysis of financial condition and result of operations.

All the members of Audit Committee are taken to be financially literate with knowledge of Finance and Accounts. The Company Secretary acts as the Secretary of the Audit Committee.

As on 31st March, 2025 Audit Committee comprises of three board members namely

- Mr. Hari Babu Shukla, Independent director
- Mr. Maqsoodul Hasan Ansari, Independent director
- Mr. Deep Kumar Hessa, Non-Executive director

All the recommendations made by the Audit Committee were accepted by the Board of Directors.

The Committee met on the following dates during the year reported here under: -

Quarter		Dates
Q1	April-June	02/05/2024
Q2	July-September	13/08/2024
Q3	October-December	28/10/2024
Q4	January-March	11/02/2025

RISK COMMITTEE

As on 31st March, 2025 Risk Committee comprises of three board members namely

- Mr. Hari Babu Shukla, Independent director
- Mr. Gautam Jain, Managing Director
- Mr. Vikram Jain, Whole Time Director

The Committee met on the following dates during the year reported here under: -

Quarter		Dates
Q1	April-June	02/05/2024
Q2	July-September	13/08/2024
Q3	October-December	28/10/2024
Q4	January-March	11/02/2025

NOMINATION AND REMUNERATION COMMITTEE

As on 31st March, 2025 Nomination and Remuneration Committee comprises of three board members namely

- Mr. Maqsoodul Hasan Ansari, Independent director
- Mr. Hari Babu Shukla, Independent director
- Mr. Deep Kumar Hessa, Non-Executive director

The Committee met on the following dates during the year reported here under: -

Quarter		Dates
Q1	April-June	02/05/2024

Q2	July-September	13/08/2024
Q3	October-December	28/10/2024
Q4	January-March	11/02/2025

CORPORATE & SOCIAL RESPONSIBILITY COMMITTEE

As on 31st March, 2025 Corporate & Social Responsibility Committee comprises of three members & conducted their workings in accordance with the Section 135 of the Companies Act, 2013 read with Companies (CSR Policy) Rules, 2014

- Mr. Hari Babu Shukla, Independent director
- Mr. Deep Kumar Hessa, Non-Executive director
- Mr. Vikram Jain, Whole Time Director

The Committee met on the following dates during the year reported here under: -

	Quarter	Dates
Q1	April-June	02/05/2024
Q2	July-September	13/08/2024
Q3	October-December	28/10/2024
Q4	January-March	11/02/2025

GRIEVANCE REDRESSAL COMMITTEE

As on 31st March, 2025 Grievance Redressal Committee comprises of three board members namely

- Mr. Maqsoodul Hasan Ansari, Independent director
- Mr. Gautam Jain, Managing Director
- Mr. Vikram Jain, Whole Time Director

The Committee met on the following dates during the year reported here under: -

	Quarter	Dates
Q1	April-June	02/05/2024
Q2	July-September	13/08/2024
Q3	October-December	28/10/2024
Q4	January-March	11/02/2025

IT STRATEGY COMMITTEE

As on 31st March, 2025 It Strategy Committee comprises of three board members namely

- Mr. Maqsoodul Hasan Ansari, Independent director
- Mr. Gautam Jain, Managing Director
- Mr. Vikram Jain, Whole Time Director

The Committee met on the following dates during the year reported here under: -

	Quarter	Dates
Q1	April-June	02/05/2024
Q2	July-September	13/08/2024
Q3	October-December	28/10/2024
Q4	January-March	11/02/2025

Other Than above mentioned committees company constituted various other committees for specific purposes such as:

- Assets & Liability Committee
- Finance Committee
- IT Steering Committee
- Committee of Independent Director
- Internal Complaint committee
- Other committees as per business requirements

05. DETAILS IN RESPECT OF FRAUD

The Auditor's Report doesn't contain any information in relation to fraud.

06. BOARD'S COMMENT ON THE AUDITORS' REPORT

The observations of the Statutory Auditors, when read together with the relevant notes to the accounts and accounting policies are self-explanatory and do not call for any further comment.

07. MATERIAL CHANGES AND COMMITMENTS, IF ANY, AFFECTING THE FINANCIAL POSITION OF THE COMPANY WHICH HAVE OCCURRED BETWEEN THE END OF THE FINANCIAL YEAR OF THE COMPANY TO WHICH THE FINANCIAL STATEMENTS RELATE AND THE DATE OF THE REPORT

No material changes occurred and commitments has been made subsequent to the close of the financial year of the Company to which the balance sheet relates and the date of the report like settlement of tax liabilities, operation of patent rights, depression in market value of investments, institution of cases by or against the company, sale or purchase of capital assets or destruction of any assets etc. However, company adopted Indian accounting standard which tend to change in presentation and certain groupings

08. CHANGE IN DIRECTORSHIP AND KEY MANAGERIAL PERSONNEL

The Current policy of the Company is to have an appropriate mix of executive and independent directors to maintain the independence of the Board and separate its functions of governance and management. As on 31st March 2025, the Board of total Six members out of whom two are independent director, one is Managing Director, one is Whole Time Director, one is nominee director and One is non-executive directors.

During the year under review reappointment of Mr. Vikram Jain as Whole Time Director and Mr. Gautam Jain as Managing Director (w.e.f. 25.09.2025) has been done at the board meeting of the held on 13.08.2024 accordingly their remunerations has been changed. Furthermore, appointment of Mr. Deep Kumar Hessa has been regularized at the Annual General Meeting of the company held on 30.09.2024. Also Mr. Mukul Praween Ekka appointed as nominee Director in place of George Roshan Tirkey on December 16, 2024 pursuant to the instruction of the SIDBI

09. DETAILS OF SIGNIFICANT AND MATERIAL ORDERS PASSED BY THE REGULATORS OR COURTS OR TRIBUNALS IMPACTING THE GOING CONCERN STATUS AND COMPANY'S OPERATIONS IN FUTURE

No such significant and material orders were passed during the year, which could impact the going concern status or operations of the Company in future.

10. PARTICULARS OF CONTRACTS OR ARRANGEMENTS WITH RELATED PARTIES

The Company has entered into certain arrangements/ transactions with related parties referred to in sub-section (1) of Section 188 of the Companies Act, 2013. The details of such transactions are annexed to the Report in Form No. AOC-2 as **Annexure- I** and forms part of this report

11. COMPLIANCE WITH SECRETARIAL STANDARD

The Company has Complied with the applicable Secretarial Standards (as amended from time to time) on meetings of the Board of Directors issued by The Institute of Company Secretaries of India and approved by Central Government under section 118(10) of the Companies Act, 2013.

12. PARTICULARS OF LOANS AND INVESTMENT

The Company has not made any Investment, given guarantee and securities during the financial year under review. There for no need to comply provisions of section 186 of Companies Act, 2013.

13. TRANSFER TO RESERVES

During the year under the review company has transferred Rs. 615.64 (Amount in Lakhs) to Statutory reserves as per section 45 (1C) of the RBI Act, 1934

14. DIVIDEND

The Board of Directors of your company, after considering holistically the relevant circumstances, has decided that it would be prudent, not to recommend any Dividend for the financial year under review.

15. CONSERVATION OF ENERGY, TECHNOLOGY ABSORPTION AND FOREIGN EXCHANGE EARNINGS AND OUTGO**A. Conservation of Energy, Technology Absorption**

Conservation of energy is of utmost significance to the Company. Operations of the Company are not energy intensive. However, every effort is made to ensure optimum use of energy by using energy- efficient computers, processes and other office equipment. Constant efforts are made through regular/ preventive maintenance and upkeep of existing electrical equipment to minimize breakdowns and loss of energy.

The Company is continuously making efforts for induction of innovative technologies and techniques required for the business activities.

- Steps taken by company for utilizing alternate sources of energy: NIL

- Capital investment on energy conservation equipment's: NIL

FOREIGN EXCHANGE EARNINGS AND OUTGO

The company has no earnings or expenditures in foreign currency.

Earnings	NIL
Outgo	NIL

16. RISK MANAGEMENT POLICY

Risk Management is the process of identification, assessment and prioritization of risks followed by coordinated efforts to minimize, monitor and mitigate/control the probability and/or impact of unfortunate events or to maximize the realization of opportunities. The Company has laid down a comprehensive Risk Assessment and Minimization Procedure which is reviewed by the Board from time to time. These procedures are reviewed to ensure that executive management controls risk through means of a properly defined framework. The major risks have been identified by the Company and its mitigation process/measures have been formulated in the areas such as business, project execution, dg event, financial, human, environment and statutory compliance.

17. PREVENTION OF SEXUAL HARASSMENT OF WOMEN AT WORKPLACE [“POSH”]

Our Company has always believed in providing a safe and harassment free workplace for every individual working in the Company premises. Company always endeavours to create and provide an environment that is free from any discrimination and harassment.

The policy on prevention of sexual harassment at workplace aims at prevention of harassment of employees {whether permanent, temporary, ad-hoc, consultants, interns or contract workers irrespective of gender} and lays down the guidelines for identification, reporting and prevention of undesired behaviour. The Company has duly constituted internal complaints committee as per the said Act.

During the financial year ended March 31, 2025, there will nil complaints recorded pertaining to sexual harassment.

18. DETAILS OF SUBSIDIARY, JOINT VENTURE OR ASSOCIATE COMPANIES

As on March 31, 2025, Company doesn't have any Subsidiary & Joint Venture and Associate Companies at the end of the year.

19. INTERNAL FINANCIAL CONTROL SYSTEM

According to Section 134(5)(e) of the Companies Act, 2013 the term Internal Financial Control (IFC) means the policies and procedures adopted by the company for ensuring the orderly and efficient conduct of its business, including adherence to company's policies, the safeguarding of its assets, the prevention and detection of frauds and errors, the accuracy and completeness of the accounting records, and the timely preparation of reliable financial information.

The Company has a well-placed, proper and adequate internal financial control system which ensures that all assets are safeguarded and protected and that the transactions are authorized, recorded and reported correctly.

20. AUDITOR

Statutory Auditors

As per the provisions of Section 139, 141 of the Companies Act, 2013 and rules made thereunder (hereinafter referred to as “The Act”) and RBI Guidelines for Appointment of Statutory Central Auditors (SCAs)/Statutory Auditors (SAs) of Commercial Banks (excluding RRBs), UCBs and NBFCs (including HFCs), the Company at its **30th Annual General Meeting** (“AGM”) held on **30th September 2024** approved the appointment of **M/S S K Bhageria & Associates, Firm Registration No. 112882W** as Statutory Auditor for a period of **(03)Three years** commencing from the conclusion of **(30th Annual General Meeting)** till the conclusion of the **(33rd Annual General Meeting)** to be held in the year **2027**.

Secretarial Auditors

Pursuant to the provisions of Section 204(1) of the Act, your Company has appointed **S. C. Pal & Associates** (Practicing Company Secretary), bearing **FCS. No. 9724, C.P. No. 11952 & Peer Review No. 3800/2023** to undertake the Secretarial Audit of the records and documents of your Company for the financial year ended March 31, 2025. For the Financial Year ended March 31, 2025 the Secretarial Audit Report pursuant to the said Section and Rule No. 9 of the Companies (Appointment and Remuneration Personnel) Rules, 2014, in Form MR-3 is annexed here to and forms part of this Report “**Annexure II**”. The Secretarial Auditors’ Report to the Members of your Company for the Financial Year ended March 31, 2025 does not contain any qualification(s), reservation or adverse observations.

Internal auditors

As per the provisions of section 138 of the Act read with rule 13 of the Companies (Accounts) Rules, 2014, and on the recommendation of the Audit Committee, the Board of Directors has appointed **M/S Singhal Naveen & Associates (FRN No. 329833E)** as **Internal Auditors** of your Company for the Financial Year 2024-25. **M/S Singhal Naveen & Associates**, have conducted the Internal Audit of the Company. No instances of fraud, suspected fraud, irregularity or failure of internal control systems of material nature were reported under section 143(12) of the Act, by the internal auditors

Cost auditors

The Provision of Cost audit as per section 148 doesn’t applicable on the company

21. DIRECTORS’ RESPONSIBILITY STATEMENT

The Directors would like to inform the Members that the Audited Accounts for the financial year ended March 31, 2025, are in full conformity with the requirement of the Companies Act, 2013. The Financial Accounts are audited by the Statutory Auditors **M/S S K Bhageria & Associates, Firm Registration No. 112882W**. The Directors further confirm that: -

- a) In the preparation of the annual accounts for the year ended March 31, 2025 the applicable accounting standards read with requirements set out under Schedule III to the Act, have been followed and there are no material departures from the same.
- b) The Directors have selected such accounting policies and applied them consistently and made judgments and estimates that are reasonable and prudent so as to give a true and fair view of the state of affairs of the Company as at March 31, 2025 and of the profit of the Company for the year ended on that date.
- c) The Directors have taken proper and sufficient care for the maintenance of adequate accounting records in accordance with the provisions of the Act for safeguarding the assets of the Company and for preventing and detecting fraud and other irregularities.
- d) The Directors have prepared the annual accounts on a 'going concern' basis.
- e) The Company being unlisted, sub clause (e) of section 134(3) of the Companies Act, 2013 pertaining to laying down internal financial controls is not applicable to the Company.
- f) The Directors had devised proper systems to ensure compliance with the provisions of all applicable laws and that such systems were adequate and operating effectively.

22. DEPOSITS

The company has not accepted any deposits during the financial year under review

23. CORPORATE SOCIAL RESPONSIBILITY

A brief outline of the CSR Policy and CSR initiatives undertaken by the Company during the year as per Annexure prescribed in the Companies (Corporate Social Responsibility Policy) Rules, 2014 have been appended as “Annexure - III” to this Report.

24. COST RECORD

The provision of Cost audit as per section 148 doesn't applicable on the Company.

25. STATEMENT ON DECLARATION FROM INDEPENDENT DIRECTORS

The Company has received necessary declarations from all Independent Directors of the Company in accordance with the provisions of Section 149(7) of the Companies Act, 2013 confirming that they meet the criteria of independence as prescribed under Section 149(6) of the Companies Act, 2013. Latest declaration copy attached herewith and forming a part of the directors' report as Annexure-IV

26. ESTABLISHMENT OF VIGIL MECHANISM/WHISTLE BLOWER POLICY

Pursuant to the provisions of section 177(9) of the Companies Act, 2013 read with Rule 7 of the Companies (Meeting of Board and it powers) Rules, 2014, the Company has adopted Whistle Blower Policy/Vigil Mechanism for directors and employees to report concerns about unethical behavior, actual or suspected fraud or violation of the Code of Conduct. It also provides for adequate safeguards against victimization of directors /employees who avail of the Mechanism.

The Company affirms denied access to the Audit Committee. To ensure proper functioning of vigil mechanism the Audit Committee of the Company on quarterly basis take note of the same.

27. CORPORATE GOVERNANCE

The Company has adopted best corporate practices and is committed to conducting its business in accordance with the applicable laws, rules and regulations. The Company's Corporate Governance practices are driven by effective and strong Board oversight, timely disclosures, transparent accounting policies and high level of Integrity in decision making.

28. FORMAL ANNUAL EVALUATION OF THE PERFORMANCE OF THE BOARD, ITS COMMITTEES & OF INDIVIDUAL DIRECTORS

The Board of Directors have evaluated the performance of all Independent Directors, Non-Independent Directors and its Committees. The Board deliberated on various evaluation attributes for all directors and after due deliberations made an objective assessment and evaluated that all the directors in the Board have adequate expertise drawn from diverse industries and business and bring specific competencies relevant to the Company's business and operations. The Board found that the performance of all the Directors was quite satisfactory.

The Board also noted that the term of reference and composition of the Committees was clearly defined. The Committee performed their duties diligently and contributed effectively to the decisions of the Board.

The functioning of the Board and its committees were quite effective. The Board evaluated its performance as a whole and was satisfied with its performance and composition of Independent and Non-Independent Directors.

29. DIFFERENCE IN VALUATION

The company has never made any one-time settlement against the loans obtained from Banks and Financial Institution and hence this clause is not applicable.

30. PUBLIC DEPOSITS

The company is a Systemically Important Non-Deposit Accepting NBFC ND-SI- NBFC-MFI. The Company did not hold any public deposits at the beginning of the year nor has it accepted any public deposit(s) during the year under review as defined under the Non-Banking Financial Companies Acceptance of Public Deposits (Reserve Bank) Directions, 2016 during the year under review and further undertake that it shall not accept any public deposit(s) in the next financial year without obtaining prior approval of the Reserve Bank of India in writing.

31. TRANSFER OF AMOUNTS TO INVESTOR EDUCATION AND PROTECTION FUND

The company did not have any funds lying unpaid or unclaimed for a period of seven years, Therefore, there were no funds which were required to be transferred to Investor Education and Protection Fund (IEPF)

32. HUMAN RESOURCES

The Company treats its “human resources” as one of its most important assets.

The Company continuously invests in attraction, retention and development of talent on an ongoing basis. A number of programs that provide focused people attention are currently under way. Your Company thrust is on the promotion of talent internally through job rotation and job enlargement.

33. ACKNOWLEDGEMENTS

Your directors would like to express their sincere appreciation for the assistance and cooperation received from the banks, Government authorities, customers, vendors and members during the year under review. Your directors also wish to place on record their deep sense of appreciation for the committed services by the Company’s executives, staff and workers.

For and on behalf of Board of Directors

Place: Ranchi

Date: 21/05/2025

Sd/-

Sd/-

**Managing Director
GAUTAM JAIN
DIN: 00367524**

**Whole Time Director
VIKRAM JAIN
DIN:00367570**

FORM NO. AOC-2

[Pursuant to clause (h) of sub-section (3) of Section 134 of the Act and Rule 8(2) of the Companies (Accounts) Rules, 2014]

Form for Disclosure of Particulars of Contracts/ arrangements entered into by the Company with related parties referred to in sub-section (1) of Section 188 of the Companies Act, 2013 including certain arm's length transactions under third proviso thereto

Details of contracts or arrangements or transactions not at arm's length basis:

S.N.	Particulars	Details
1	Name(s) of the related party	-
2	Nature of relationship	-
3	Nature of contracts/ arrangements/ transactions	-
4	Duration of contracts/ arrangements/ transactions	-
5	Salient terms of the contracts or arrangements or transactions including the value, if any	-
6	Justification for entering into such contracts/ arrangements/ transactions	-
7	Date(s) of approval by the Board	-
8	Amount paid as advances, if any	-
9	Date on which the special resolution passed in general meeting as required under first proviso to section 180	-

Details of material contracts or arrangements or transactions at arm's length basis:

S.N.	Particulars	Details		
1	Name(s) of the related party	Gautam Jain	Anita Jain	Vikram Jain
2	Nature of relationship	Managing Director	Relative of Director	Whole Time Director
3	Nature of contracts/ arrangements/ transactions	Remuneration	Rent	Remuneration
4	Salient terms of the contracts or arrangements or transactions including the value, if any	1,31,04,000.00	2,46,000.00	87,36,000.00
5	Date(s) of approval by the Board	13/08/2024	27/03/2025	13/08/2024
6	Amount paid as advances, if any	0	0	0
S.N.	Particulars	Details		
1	Name(s) of the related party	Vinita Jain	Kanta Devi Jain	Deep Kumar Hessa
2	Nature of relationship	Relative of Director	Relative of Director	Director
3	Nature of contracts/ arrangements/ transactions	Rent	Rent	Sitting Fees
4	Salient terms of the contracts or arrangements or transactions including the value, if any	1,50,000.00	3,00,000.00	35,000.00
5	Date(s) of approval by the Board	27/03/2025	27/03/2025	27/03/2025
6	Amount paid as advances, if any	0	0	0
S.N.	Particulars	Details		
1	Name(s) of the related party	Abhishek Agarwal	Gaurav Kumar Vohra	Shreyansh Jain
2	Nature of relationship	Remuneration	Remuneration	Remuneration
3	Nature of contracts/ arrangements/ transactions	Chief Financial Officer	Company Secretary	Relative of Director
4	Salient terms of the contracts or arrangements or transactions including the value, if any	36,43,200.00	11,04,552.00	1,88,007.00
5	Date(s) of approval by the Board	27/03/2025	27/03/2025	27/03/2025
6	Amount paid as advances, if any	0	0	0

For and on behalf of Board of Directors

Place: Ranchi
Date: 21/05/2025

Sd/-

Sd/-

Managing Director
GAUTAM JAIN
DIN: 00367524

Whole Time Director
VIKRAM JAIN
DIN:00367570

**ANNEXURE- III
ANNUAL REPORT ON CSR ACTIVITIES**

A brief outline of the Company’s CSR Policy, including overview of the projects or programs proposed to be undertaken and a reference to the web-link to the CSR policy and projects or programs.

1. COMPOSTION OF CSR COMMITTEE AS ON 31.03.2025

- Mr. Hari Babu Shukla, Independent director
- Mr. Deep Kumar Hessa, Non-Executive director
- Mr. Vikram Jain, Whole Time Director

S. No.	Name of the Director	Designation/Nature of Directorship	Number of Meeting of CSR Committee Held during the Year	Number of Meeting of CSR Committee attended during the year
1.	Mr. Hari Babu Shukla	Independent Director	4	4
2.	Mr. Vikram Jain	Whole Time Director	4	4
3.	Deep Kumar Hessa	Director	4	4

2. **The web-link where Composition of CSR committee, CSR Policy and CSR projects approved by the board are disclosed on the website of the company:**
<https://teamvedika.com/code-policies/>

3. **Provide the details of Impact assessment of CSR projects carried out in pursuance of sub-rule (3) of rule 8 of the Companies (Corporate Social responsibility Policy) Rules, 2014, if applicable (attach the report):** - N.A.

4. **Details of the amount available for set off in pursuance of sub-rule (3) of rule 7 of the Companies (Corporate Social responsibility Policy) Rules, 2014 and amount required for set off for the financial year, if any:** - Yes

Sl. No.	Financial Year	Amount available for set-off from preceding financial years (in Rs)	Amount required to be set- off for the financial year, if any (in Rs)
01	2023-24	7,86,948.40	7,86,948.40
Total		7,86,948.40	7,86,948.40

5. **Average net profit of the company as per section 135(5):** -

- a. **Two percent of average net profit of the company as per section 135(5):**
60,48,691.42
- b. **Unspent CSR amount (Previous Financial Years):** Nil
- c. **Surplus arising out of the CSR projects or programmes or activities of the previous financial years:** Nil
- d. **Amount required to be set off for the financial year, if any:** 7,86,948.40
- e. **Total CSR obligation for the financial year:** 52,61,743.02

6. **CSR amount spent or unspent for the financial year:**

Total Amount Spent for the Financial Year. (In Rs.)	Amount Unspent (in Rs.)				
	Total Amount transferred to Unspent CSR Account as per section 135(6).		Amount transferred to any fund specified under Schedule VII as per second proviso to section 135(5).		
30,37,283.54	Amount.	Date of transfer.	Name of the Fund	Amount.	Date of transfer.
	22,24,459.48	24-05-2025	-	-	-

a. Details of CSR amount spent against ongoing projects for the financial year:

1	2	3	4	5		6	7	8	9	10	11	
				State	District						Name	CSR Registration No.
S. No.	Name of the project	Item from the list of activities in Schedule VII to the act	Local Area (Yes/No)	Location of the project		Project Duration	Amount Allocated for the project (in Rs.)	Amount Spent in the current financial year (in Rs.)	Amount transferred to unspent CSR Account for the project as per Section 135(6) (in Rs.)	Mode of Implementation (Direct Yes/No)	Mode of Implementation (Through Implementing Agency)	
1	Plantation	Ensuring environmental sustainability	Yes	Jharkhand	Ranchi	3 Years	22,24,459.48	-	22,24,459.48	Yes	NA	NA

b. Details of CSR amount spent against other than ongoing projects for the financial year:

S. No.	Name of the project	Item from the list of activities in Schedule VII to the act	Local Area (Yes/No)	Location of the project		Amount Spent in the current financial year (in Rs.)	Mode of Implementation (Direct Yes/No)	Mode of Implementation (Through Implementing Agency)	
				State	District			Name	CSR Registration No.
1	Payment of Fees	Promoting Education	Yes	Jharkhand	Ranchi	20,000.00	Direct	-	-
2	Payment of Fees	Promoting Education	Yes	Jharkhand	Ranchi	21,000.00	Direct	-	-
3	Improvement of Hospital Infrastructure	Promoting health care including preventive health care	Yes	Jharkhand	Ranchi	51,000.00	Direct	-	-
4	Payment of Fees	Promoting Education	Yes	Jharkhand	Ranchi	5,000.00	Direct	-	-

5	Payment of Fees	Promoting Education	Yes	Jharkhand	Ranchi	5,000.00	Direct	-	-
6	Distribution of Food Packets	Eradicating Hunger	Yes	Jharkhand	Ranchi	1,05,750.00	Direct	-	-
7	Payment of Fees	Promoting Education	Yes	Jharkhand	Ranchi	2,50,000.00	Direct	-	-
8	Payment of Fees	Promoting Education	Yes	Jharkhand	Ranchi	6,25,041.30	Direct	-	-
9	Payment of Fees	Promoting Education	Yes	Jharkhand	Ranchi	5,000.00	Direct	-	-
10	Payment of Fees	Promoting Education	Yes	Jharkhand	Ranchi	2,12,333.24	Direct	-	-
11	Contribution for women empowerment programme	Empowering women	Yes	Jharkhand	Ranchi	75,000.00	Direct	-	-
12	Payment of Fees	Promoting Education	Yes	Jharkhand	Ranchi	5,000.00	Direct	-	-
13	Payment of Rent and Food Expenses	Promoting Education	Yes	Jharkhand	Ranchi	1,14,000.00	Direct	-	-
14	Payment of Fees	Promoting Education	Yes	Jharkhand	Ranchi	2,05,059.00	Direct	-	-
15	Payment of Fees	Promoting Education	Yes	Jharkhand	Ranchi	23,600.00	Direct	-	-
16	Medical Support	Promoting health care including preventive health care	Yes	Jharkhand	Ranchi	64,501.00	Direct	-	-
17	Payment of Fees	Promoting Education	Yes	Jharkhand	Ranchi	1,50,000.00	Direct	-	-
18	Payment of Fees	Promoting Education	Yes	Jharkhand	Ranchi	5,000.00	Direct	-	-
19	Payment of Fees	Promoting Education	Yes	Jharkhand	Ranchi	5,000.00	Direct	-	-
20	Payment of Fees	Promoting Education	Yes	Jharkhand	Ranchi	5,000.00	Direct	-	-
21	Medical Support	Promoting health care including preventive health care	Yes	Jharkhand	Ranchi	77,089.00	Direct	-	-
22	Payment of Fees	Promoting Education	Yes	Jharkhand	Ranchi	5,000.00	Direct	-	-
23	Medical Support	Promoting health care including	Yes	Jharkhand	Ranchi	51,000.00	Direct	-	-

		preventive health care							
24	Payment of Fees	Promoting Education	Yes	Jharkhand	Ranchi	5,000.00	Direct	-	-
25	Payment of Fees	Promoting Education	Yes	Jharkhand	Ranchi	5,000.00	Direct	-	-
26	Payment of Fees	Promotion of nationally recognized sports	Yes	Jharkhand	Jamshedpur	10,000.00	Direct	-	-
27	Payment of Fees	Promoting Education	Yes	Jharkhand	Ranchi	5,000.00	Direct	-	-
28	Payment of Fees	Promoting Education	Yes	Uttar Pradesh	Ranchi	1,08,060.00	Direct	-	-
29	Payment of Fees	Promoting Education	Yes	Jharkhand	Ranchi	5,000.00	Direct	-	-
30	Payment of Fees	Promoting Education	Yes	Jharkhand	Ranchi	53,350.00	Direct	-	-
31	Distribution of Cloths	Eradicating Poverty	Yes	Jharkhand	Ranchi	6,50,000.00	Direct	-	-
32	Plantation	Ensuring environmental sustainability	Yes	Jharkhand	Ranchi	45,500.00	Direct	-	-
33	Improvement of School Infrastructure	Promoting Education	Yes	Jharkhand	Ranchi	5,000.00	Direct	-	-
34	Payment of Fees	Promoting Education	Yes	Jharkhand	Ranchi	60,000.00	Direct	-	-
						30,37,283.54			

c. **Amount spent in Administrative Overheads:** Nil

d. **Amount spent on Impact Assessment, if applicable:** Nil

e. **Total amount spent for the Financial Year (8b+8c+8d+8e):** 30,37,283.54

f. **Excess amount for set off, if any:** Nil

Sl. No.	Particular	Amount (in Rs.)
(i)	Two percent of average net profit of the company as per section 135(5)	60,48,691.42
(ii)	Amount Unspent of previous financial years	0.00
(iii)	Amount available for set off previous financial years	7,86,948.40
(iv)	Total amount spent for the Financial Year	30,37,283.54
(v)	Excess amount spent for the financial year	0.00
(vi)	Surplus arising out of the CSR projects or programmes or activities of the previous financial years, if any	0.00
(vii)	Amount available for set off in succeeding financial years	0.00
(viii)	Unspent Amount relating to ongoing project	22,24,459.48

7. Details of Unspent CSR amount for the preceding three financial years:

1	2	3	4	5			6
				Amount transferred to any fund specified under schedule VII as per section 135(6), if any			
S. No.	Preceding Financial Year	Amount transferred to unspent CSR Account under Section 135(6) in Rs.	Amount spent in the reporting financial year	Name of the fund	Amount (In Rs.)	Date of transfer	Amount remaining to be Spent in the succeeding financial year (in Rs.)
1	-	-	-	-	-	-	-

8. Details of CSR amount spent in the financial year for ongoing projects of the preceding financial year(s):

1	2	3	4	5	6	7	8	9
S. No.	Project ID	Name of the project	Financial Year in which project was commenced	Project Duration	Total amount allocated for the project (in Rs.)	Amount spent on the project in the reporting financial year (in Rs.)	Cumulative amount spent at the end of reporting financial year (in Rs.)	Status of the project- Completed /Ongoing
1	-	-	-	-	-	-	-	-

9. In case of creation or acquisition of capital asset, furnish the details relating to the asset so created or acquired through CSR spent in the financial year (asset-wise details).

- Date of creation or acquisition of the capital asset(s): NA
- Amount of CSR spent for creation or acquisition of capital asset: NA
- Details of the entity or public authority or beneficiary under whose name such capital asset is registered, their address etc.: NA
- Provide details of the capital asset(s) created or acquired (including complete address and location of the capital asset): N.A.
- Specify the reason(s), if the company has failed to spend two per cent of the average net profit as per section 135(5): N.A.

For and on behalf of Board of Directors

Place: Ranchi

Date: 21/05/2025

Sd/-

Sd/-

Managing Director
GAUTAM JAIN
DIN: 00367524

Whole Time Director
VIKRAM JAIN
DIN:00367570

ANNEXURE- IV
DECLARATION OF INDEPENDENCE

To

The Board of Directors
VEDIKA CREDIT CAPITAL LTD
VILLAGE COLLEGE PALLY,
P. O. - SHIULI TELINI PARA,
P.S.- TITAGAR, KOLKATA,
PARGANAS NORTH WEST BENGAL-700121

Sub: Declaration of independence under sub-section (6) of section 149 of the Companies Act, 2013.

I, **Maqsoodul Hasan Ansari**, S/O **Sher Mohammad** Resident of **B1, Shafa Apartment, A-7, Ashok Nagar, Near Perfect Service Center, Kadru, Ranchi-834002, Jharkhand** hereby certify that I am a Non-executive Independent Director of Vedika Credit Capital Ltd and comply with all the criteria of independent director as envisaged in the Companies Act, 2013.

I certify that:

- I possess relevant expertise and experience to be an independent director in the Company;
- I am/was not a promoter of the company or its holding, subsidiary or associate company;
- I am not related to promoters / directors / persons occupying management position at the board level or level below the board in the company, its holding, subsidiary or associate company;
- Apart from receiving director sitting fees/ remuneration, I have/had no pecuniary relationship / transactions with the company, its promoters, its directors, its senior management or its holding, subsidiary or associate company, or their promoters, or directors, during the two immediately preceding Financial Years or during the current financial;
- None of my relatives has or had any pecuniary relationship or transaction with the company, its holding, subsidiary or associate company, or their promoters, or directors, amounting to 2% or more of its gross turnover or total income or Rs. 50 Lacs or such higher amount as may be prescribed, whichever is lower, during the two immediately preceding Financial Years or during the current Financial Year;
- Neither me nor any of my relatives:
- holds or has held the position of key managerial personnel or is or has been employee/executive of the company or its holding, subsidiary or associate company in any of the three Financial Years immediately preceding the financial year;
- is or has been an employee or proprietor or a partner, in any of the three Financial Years immediately preceding the financial year of;
- a firm of auditors or company secretaries in practice or cost auditors of the company or its holding, subsidiary or associate company; or
- any legal or a consulting firm that has or had any transaction with the company, its holding, subsidiary or associate company amounting to 10% or more of the gross turnover of such firm;
- holds together with my relatives 2% or more of the total voting power of the company; or
- is a Chief Executive or director, by whatever name called, of any non-profit organization that receives 25% or more of its receipts from the company, any of its promoters, directors or its

holding, subsidiary or associate company or that holds 2% or more of the total voting power of the company; or

- I am not a material supplier, service provider or customer or a lessor or lessee of the company;
- I am not less than 21 years of age.

Declaration

I undertake that I shall seek prior approval of the Board if and when I have any such relationship / transactions, whether material or non-material. If I fail to do so I shall cease to be an independent director from the date of entering in to such relationship / transactions.

Further, I do hereby declare and confirm that the above said information's are true and correct to the best of my knowledge as on the date of this declaration of independence and I shall take responsibility for its correctness and shall be liable for fine if any imposed on the Company, its directors, if the same found wrong or incorrect in future.

I further undertake to intimate immediately upon changes, if any, to the Company for updating of the same.

Thanking You.

Yours faithfully,

Sd/-

(MAQSOODUL HASAN ANSARI)

DIN: 08188472

**ANNEXURE- IV
DECLARATION OF INDEPENDENCE**

To

The Board of Directors
VEDIKA CREDIT CAPITAL LTD
VILLAGE COLLEGE PALLY,
P. O. - SHIULI TELINI PARA,
P.S.- TITAGAR, KOLKATA,
PARGANAS NORTH WEST BENGAL-700121

Sub: Declaration of independence under sub-section (6) of section 149 of the Companies Act, 2013.

I, **Hari Babu Shukla**, S/O **Madan Lal Shukla** Resident of **201,2nd Floor, Sai Ashirwad Apartment, Block A, Rani Bagan, Bariatu Housing Colony, Near Kidzee School, Ranchi, Jharkhand 834009, India** hereby certify that I am a Non-executive Independent Director of Vedika Credit Capital Ltd and comply with all the criteria of independent director as envisaged in the Companies Act, 2013.

I certify that:

- I possess relevant expertise and experience to be an independent director in the Company;
- I am/was not a promoter of the company or its holding, subsidiary or associate company;
- I am not related to promoters / directors / persons occupying management position at the board level or level below the board in the company, its holding, subsidiary or associate company;
- Apart from receiving director sitting fees/ remuneration, I have/had no pecuniary relationship / transactions with the company, its promoters, its directors, its senior management or its holding, subsidiary or associate company, or their promoters, or directors, during the two immediately preceding Financial Years or during the current financial;
- None of my relatives has or had any pecuniary relationship or transaction with the company, its holding, subsidiary or associate company, or their promoters, or directors, amounting to 2% or more of its gross turnover or total income or Rs. 50 Lacs or such higher amount as may be prescribed, whichever is lower, during the two immediately preceding Financial Years or during the current Financial Year;
- Neither me nor any of my relatives:
- holds or has held the position of key managerial personnel or is or has been employee/executive of the company or its holding, subsidiary or associate company in any of the three Financial Years immediately preceding the financial year;
- is or has been an employee or proprietor or a partner, in any of the three Financial Years immediately preceding the financial year of;
- a firm of auditors or company secretaries in practice or cost auditors of the company or its holding, subsidiary or associate company; or
- any legal or a consulting firm that has or had any transaction with the company, its holding, subsidiary or associate company amounting to 10% or more of the gross turnover of such firm;
- holds together with my relatives 2% or more of the total voting power of the company; or
- is a Chief Executive or director, by whatever name called, of any non-profit organization that receives 25% or more of its receipts from the company, any of its promoters, directors or its

holding, subsidiary or associate company or that holds 2% or more of the total voting power of the company; or

- I am not a material supplier, service provider or customer or a lessor or lessee of the company;
- I am not less than 21 years of age.

Declaration

I undertake that I shall seek prior approval of the Board if and when I have any such relationship / transactions, whether material or non-material. If I fail to do so I shall cease to be an independent director from the date of entering in to such relationship / transactions.

Further, I do hereby declare and confirm that the above said information's are true and correct to the best of my knowledge as on the date of this declaration of independence and I shall take responsibility for its correctness and shall be liable for fine if any imposed on the Company, its directors, if the same found wrong or incorrect in future.

I further undertake to intimate immediately upon changes, if any, to the Company for updating of the same.

Thanking You.

Yours faithfully,

Sd/-

(HARI BABU SHUKLA)

DIN: 09595868

Form No. MR-3
SECRETARIAL AUDIT REPORT

FOR THE FINANCIAL YEAR ENDED 31st March 2025

[Pursuant to section 204(1) of the Companies Act, 2013 and rule No.9 of the Companies
(Appointment and Remuneration Personnel) Rules, 2014]

SECRETARIAL AUDIT REPORT

FOR THE FINANCIAL YEAR ENDED 31st March 2025

To,

The Members,

Vedika Credit Capital Ltd

C/O Mr. Subir Dhara, Village - Choto Khataliya,
P.O.- Shiuli Telini Para, Dist. - 24 North Parganas,
P.S.- Titagar, West Bengal – 700121

I have conducted the secretarial audit of the compliance of applicable statutory provisions and the adherence to good corporate practices by **Vedika Credit Capital Ltd** (hereinafter called the company). Secretarial Audit was conducted in a manner that provided me a reasonable basis for evaluating the corporate conducts/statutory compliances and expressing my Opinion thereon. Based on my/our verification of the **Vedika Credit Capital Ltd**'s books, papers, minute books, forms and returns filed and other records maintained by the company and also the information provided by the Company, its officers, agents and authorized representatives during the conduct of secretarial audit, I hereby report that in my opinion, the company has, during the audit period covering the financial year ended on 31st March 2024 complied with the statutory provisions listed hereunder and also that the Company has proper Board-processes and compliance-mechanism in place to the extent, in the manner and subject to the reporting made hereinafter:

I have examined the books, papers, minute books, forms and returns filed and other records maintained by **Vedika Credit Capital Ltd** ("The Company") for the financial year ended on 31st March 2025 according to the provisions of:

- (i) The Companies Act, 2013 (the Act) and the rules made there under;
- (ii) The Securities Contracts (Regulation) Act, 1956 ('SCRA') and the rules made there under;
- (iii) The Depositories Act, 1996 and the Regulations and Bye-laws Framed there under;
- (iv) Foreign Exchange Management Act, 1999 and the rules and regulations made thereunder to extent of Foreign Direct Investment, Overseas Direct Investment and External Commercial borrowings
- (v) The following Regulations and Guidelines prescribed under the Securities and Exchange Board of India Act, 1992 ('SEBI Act'): -
 - (a) The Securities and Exchange Board of India (Substantial Acquisition of Shares and Takeovers) Regulations, 2011;

- (b) The Securities and Exchange Board of India (Prohibition of Insider Trading) Regulations, 1992;
- (c) The Securities and Exchange Board of India (Issue of Capital and Disclosure Requirements) Regulations, 2009;
- (d) The Securities and Exchange Board of India (Employee Stock Option Scheme and Employee Stock Purchase Scheme) Guidelines, 1999;
- (e) The Securities and Exchange Board of India (Issue and Listing of Debt Securities) Regulations, 2008;
- (f) The Securities and Exchange Board of India (Registrars to an Issue and Share Transfer Agents) Regulations, 1993 regarding the Companies Act and dealing with client;
- (g) The Securities and Exchange Board of India (Delisting of Equity Shares) Regulations, 2009; and
- (h) The Securities and Exchange Board of India (Buyback of Securities) Regulations, 1998;
- (vi) The Reserve Bank of India Act, 1934

I have also examined compliance with the applicable clauses of the following:

- (i) Secretarial Standards issued by The Institute of Company Secretaries of India.
- (ii) The Listing Agreements entered into by the Company with BSE;

During the period under review the Company has complied with the provisions of the Act, Rules, Regulations, Guidelines, Standards, etc. mentioned above

I/we further report that

The Board of Directors of the Company is duly constituted with proper balance of Executive Directors, Non-Executive Directors and Independent Directors.

Adequate notice is given to all directors to schedule the Board Meetings, agenda and detailed notes on agenda were sent as per requirement and a system exists for seeking and obtaining further information and clarifications on the agenda items before the meeting and for meaningful participation at the meeting.

Majority decision is carried through while the dissenting members' views are captured and recorded as part of the minutes.

I further report that there are adequate systems and processes in the company commensurate with the size and operations of the company to monitor and ensure compliance with applicable laws, rules, regulations and guidelines.

I further report that during the audit period the company

- is engaged in the business of Financial Services and there has been no change in the business of the Company during the financial year ended 31st March, 2025

- has not altered the following provisions of the Memorandum of Association and Articles of Association during the period under review and has complied with the provisions of the Companies Act, 2013 for this purpose
- raised **Rs. 50,21,81,460(Fifty Crore Twenty-One Lakhs Eighty-One Thousand Four Hundred Sixty Only)** by way of issue of **3804405** equity shares of a face value of Rs. 10 each including premium thereon while complying with the necessary requirements of the act, standard and rules made thereunder
- raised **Rs. 200,00,00,000/-(Rupees Two hundred Crores Only)** by way of issue of **20000(Twenty Thousand)** Rated, Secured & Listed Non-convertible debenture of **Rs.1,00,000/- (Rupees One Lakhs Only)** while complying with the necessary requirements of the act, standard and rules made thereunder
- transferred the amount to the statutory reserves as per section 45 (1C) of the RBI Act, 1934 in accordance with the necessary stipulation in this regard
- appointed Mr. Mukul Praween Ekka as nominee director representing SIDBI in place of Mr. George Roshan Turkey on December 16, 2024 pursuant to the instruction of the SIDBI while complying with the necessary requirements of fillings and otherwise pursuant to the act, standard and rules made thereunder
- regularized appointment of Mr. Deep Kumar Hessa at the Annual General Meeting of the company held on 30.09.2024 while complying with the necessary requirements of fillings and otherwise pursuant to the act, standard and rules made thereunder
- reappointment of **Mr. Vikram Jain** as **Whole Time Director** and **Mr. Gautam Jain** as Managing Director (**w.e.f. 25.09.2025**) at the board meeting of the held on **13.08.2024** accordingly their remunerations has been changed while complying with the necessary requirements of fillings and otherwise pursuant to the act, standard and rules made thereunder
- changed statutory auditor of the company from **M/s N.K. Kejriwal & Co.** to **M/s S.K. Bhageria & Associates, Chartered Accountants (FRN No. 112882W)** for the term of 3(three) years in accordance with the RBI Regulations and while complying with the necessary requirements of fillings and otherwise pursuant to the act, standard and rules made thereunder
- reappointed **M/S Singhal Naveen & Associates, Chartered Accountants (FRN No. 329833E)** as an internal auditor of the company for the financial year **2024-25** at the board meeting of the held on **13.08.2024** while complying with the necessary requirements of fillings and otherwise pursuant to the act, standard and rules made thereunder
- reappointed **M/S S. C. Pal & Associates (Practicing Company Secretary), bearing FCS. No. 9724, C.P. No. 11952 & Peer Review No. 3800/2023** as the Secretarial auditor of the company for the financial year **2024-25** at the board meeting of the held on **13.08.2024** while complying with the necessary requirements of fillings and otherwise pursuant to the act, standard and rules made thereunder
- created, modified and satisfied the charge as and when it became due within the stipulated time period

S. C. Pal & Associates

(Company Secretaries)



Office: 39 Surya Sen Street, Kolkata – 700009

EMAIL- sureshchpaul@gmail.com

- complied other requirements applicable as per stipulation and act, rules and standard

For **S. C. Pal & Associates**

Sd/-

Place: Ranchi
Date: 21/05/2025

CS Suresh Chandra Pal
(Proprietor)
FCS No.: 9724
CP No.: 11952
Peer Review No.: 3800/2023
UDIN – F009724G000398695



**NOTICE INCLUDING NOTES,
EXPLANATORY STATEMENT & OTHER**

NOTICE OF 31ST ANNUAL GENERAL MEETING

NOTICE is hereby given that the **Thirty-first** Annual General Meeting of the Members of **Vedika Credit Capital Ltd** will be held on **Monday, 22nd Day of September, 2025** at **12:30 PM** at the **registered office** of the company situated at **C/O Mr. Subir Dhara, Village - Choto Khataliya, P.O.- Shiuli Telini Para, Dist. - 24 North Parganas, P.S.- Titagar, West Bengal – 700121** to transact the following business:

ORDINARY BUSINESS:

- 1. TO TAKE NOTE OF THE MINUTES OF LAST ANNUAL GENERAL MEETING**
- 2. TO RECEIVE, CONSIDER AND ADOPT AUDITED FINANCIAL STATEMENTS OF THE COMPANY FOR THE FINANCIAL YEAR ENDED ON MARCH 31, 2025 TOGETHER WITH THE REPORT OF THE BOARD OF DIRECTORS AND AUDITORS THEREON INCLUDING OTHER REPORTS.**

To consider, and if thought fit, to pass the following Resolution as an Ordinary Resolution:

“RESOLVED THAT the Audited Standalone Financial Statements of the Company for the Financial Year ended March 31, 2025 and the Reports of the Board of Directors and Auditors thereon, as circulated to the Members, be considered and adopted.”

- 3. TO APPOINT A DIRECTOR IN PLACE OF MR. DEEP KUMAR HESSA (03452241) & MR. VIKRAM JAIN (00367570) WHOSE PERIOD OF OFFICE IS LIABLE TO DETERMINATION BY RETIREMENT OF DIRECTORS BY ROTATION, WHEREBY MR. DEEP KUMAR HESSA (03452241) IS LIABLE TO RETIRE BY ROTATION AND BEING ELIGIBLE, OFFERS HIMSELF FOR REAPPOINTMENT.**

To consider and if thought fit, pass the following resolution as an Ordinary Resolution:

“RESOLVED THAT, in accordance with provisions of Section 152 and other applicable provisions of the Companies Act 2013 (including any statutory

modification(s) or reenactment(s) thereof, for the time being in force), **MR. DEEP KUMAR HESSA (03452241)** who retires by rotation as a Director at this Annual General Meeting and being eligible has offered himself for re-appointment, be and is hereby re-appointed as a Director of the Company whose period of office shall be liable to retire by rotation for determination by retirement of Directors by rotation”.

- 4. TO DISCUSS & RATIFY APPOINTMENT OF M/S S. K. BHAGERIA & ASSOCIATES, FIRM REGISTRATION NO. 112882W AS THE STATUTORY AUDITORS OF THE COMPANY.**

To consider, and if thought fit, to pass the following Resolution as an Ordinary Resolution:

“RESOLVED THAT pursuant to the provisions of Section 139 and 142 of the Companies Act, 2013 read with Rule 3 of the Companies (Audit and Auditors) Rules, 2014, and other applicable provisions of the Companies Act, 2013 read with rules made thereunder (including any statutory modification(s) or re- enactment thereof for the time being in force), the members of the Company do hereby ratify the appointment of **M/S S K Bhageria & Associates**, Firm Registration No. **112882W** for the financial year **2025-26**, who originally appointed as Statutory Auditors of the Company for a period of consecutive three years starting from Financial Year 2024-25 on such remuneration as may be mutually agreed upon between Mr. Gautam Jain, Managing Director of the Company and the Auditors plus reimbursement of service tax, travelling and out of pocket expenses;

FURTHER RESOLVED THAT for the purpose of giving effect to this resolution, **Mr. Gautam Jain, Managing Director, Mr. Vikram Jain, Whole Time Director, Mr. Gaurav Kumar Vohra, Company Secretary & Mr. Abhishek Agarwal, Chief Financial Officer** of the company be and are hereby jointly and/or severally authorized, on behalf of the Company, to do all acts, deeds, matters and things as deem necessary, proper or desirable and to sign and execute all necessary documents, applications and returns for the purpose of giving effect to the aforesaid resolution along with filing of necessary E-form with the Registrar of Companies.”

By the order of the Board

For Vedika Credit Capital Ltd

Sd/-

Gaurav Kumar Vohra
Company Secretary

Date: 30/08/2025

Place: Ranchi

NOTES

The relevant Explanatory Statement pursuant to Section 102 (1) of the Companies Act, 2013, in respect of Special Business at the meeting, is annexed hereto and forms part of this notice.

A member entitled to attend and vote at the meeting is entitled to appoint a proxy/proxies to attend and vote on a poll instead of him and such a proxy /proxies need not be a member of the company. Proxies to be effective must be received at the registered Office of the company not less than 48 hours before the time fixed for meeting. A proxy form is enclosed.

A person can act as proxy on behalf of members not exceeding fifty (50) and holding in aggregate not more than 10% of total share capital of the company. In case of proxy is proposed to be appointed by a member holding more than 10% of the total share capital of the company carrying

voting rights, then such proxy shall not act as a proxy for any person or shareholder.

Members are requested to notify the change in their address to the company and always quote their Folio No./DP ID and Client ID No. in all correspondence with the company.

The notice of the AGM along with the Annual Report 2024-25 is being sent either by electronic mode or by physical mode to those members as per the request and convenience of the member as permitted in accordance with the said MCA and SEBI Circular

To support the ‘Green Initiative’, the members who have not registered their email address are requested to register the same with company.

Corporate Members intending to send their authorized representatives to attend the Meeting are requested to send to the Company, a certified copy of the Board Resolution/ Power of Attorney authorizing their representative to attend and vote on their behalf at the AGM pursuant to Section 113 of the Companies Act, 2013.

The route map showing directions to reach the venue of the AGM is annexed.

Any query relating to accounts must be sent to Company’s Head Office at least 7 days before the date of the meeting.

Explanatory Statement as per Section 102 of the Companies Act, 2013

As required by section 102 of the Companies Act, 2013 the following Explanatory Statement set out all material facts to the business mentioned in the accompanying Notice dated **30/08/2025**

ITEM NO. 4:

In accordance with the applicable provisions of the Companies Act, 2013 and rules made thereunder Statutory auditor to be appointed for the term of 5 years.

But in accordance with the RBI Guidelines for Appointment of Statutory Central Auditors (SCAs)/Statutory Auditors (SAs) of Commercial Banks (excluding RRBs), UCBs and NBFCs (including HFCs) Entities will have to appoint the SCAs/SAs for a continuous period of three years, subject to the firms satisfying the eligibility norms each year.

Accordingly, company appointed M/S S. K. Bhageria & Associates, Firm Registration No. 112882W for the term of three years commencing from the financial year 2024-25.

In view of the above, the Members are now requested to **ratify the continuation of M/s S. K. Bhageria & Associates as Statutory Auditor of the Company for the financial year 2025-26** on such remuneration as may be fixed by the Board of Directors, on the recommendation of the Audit Committee.

None of the Directors or any Key Managerial Personnel of the Company or their respective relatives are in anyway, concerned or interested, whether directly or indirectly in passing of the said Resolution, save and except to the extent of their respective interest as shareholders of the Company.

By the order of the Board

For Vedika Credit Capital Ltd

Sd/-

Gaurav Kumar Vohra
Company Secretary

Date: 30/08/2025
Place: Ranchi

FORM NO. MGT – 11
Proxy Form

[Pursuant to section 105(6) of the Companies Act, 2013 and rule 19(3) of the Companies
(Management and Administration) Rules, 2014]

31st Annual General Meeting
Monday, 22nd September 2025

CIN: **U67120WB1995PLC069424**

Name of the Company: **VEDIKA CREDIT CAPITAL LTD**

Registered Office: **C/O MR. SUBIR DHARA, VILLAGE - CHOTO KHATALIYA, P.O.- SHIULI TELINI
PARA, DIST. - 24 NORTH PARGANAS, P.S.- TITAGAR, WEST BENGAL – 700121**

Name of the Member(s): _____

Registered Address: _____

E-Mail ID: _____

Folio No. / Client ID No.: _____ DP ID No. _____

I/We, being the member (s) of _____ shares of the above-named company, hereby appoint –

1. Name: _____

Address: _____

E-Mail ID: _____

Signature: _____, or failing him,

2. Name: _____

Address: _____

E-Mail ID: _____

Signature: _____, or failing him,

3. Name: _____

Address: _____

E-Mail ID: _____

Signature: _____

as my/our proxy to attend and vote (on a poll) for me/us and on my/our behalf at the **31st Annual General Meeting** of the Company, to be convened on **Monday, 22nd September 2025 at 12:30 PM** at the **registered office** of the company situated at **C/O Mr. Subir Dhara, Village - Choto Khataliya, P.O.- Shiuli Telini Para, Dist. - 24 North Parganas, P.S.- Titagar, West Bengal – 700121**, and at any adjournment thereof in respect of such resolution as are indicated below:

9135001217

gaurav.cs@teamvedika.com

www.teamvedika.com

Head Office Address:

404, Shrilok Complex, 4th Floor, H. B. Road, Ranchi, Jharkhand- 834001

Registered Office Address:

C/O Mr. Subir Dhara, Village - Choto Khataliya, P.O.- Shiuli Telini Para, Dist.
- 24 North Parganas, P.S.- Titagar, West Bengal – 700121

Resolution no.	Resolution	Vote*	
		For	Against
	ORDINARY BUSINESS:		
1.	TO TAKE NOTE OF THE MINUTES OF LAST ANNUAL GENERAL MEETING		
2.	TO RECEIVE, CONSIDER AND ADOPT AUDITED FINANCIAL STATEMENTS OF THE COMPANY FOR THE FINANCIAL YEAR ENDED ON MARCH 31, 2025 TOGETHER WITH THE REPORT OF THE BOARD OF DIRECTORS AND AUDITORS THEREON INCLUDING OTHER REPORTS.		
3.	TO APPOINT A DIRECTOR IN PLACE OF MR. DEEP KUMAR HESSA (03452241) & MR. VIKRAM JAIN (00367570) WHOSE PERIOD OF OFFICE IS LIABLE TO DETERMINATION BY RETIREMENT OF DIRECTORS BY ROTATION, WHEREBY MR. DEEP KUMAR HESSA (03452241) IS LIABLE TO RETIRE BY ROTATION AND BEING ELIGIBLE, OFFERS HIMSELF FOR REAPPOINTMENT.		
4.	TO DISCUSS & RATIFY APPOINTMENT OF M/S S. K. BHAGERIA & ASSOCIATES, FIRM REGISTRATION NO. 112882W AS THE STATUTORY AUDITORS OF THE COMPANY.		

Signed this day of..... 2025

Affix
Revenue
Stamp

Signature of shareholder

Signature of first proxy
Holder

Signature of second proxy
Holder

Signature of third proxy
Holder

(1) The Proxy form, in order to be effective, should be completed, duly signed and stamped and must be deposited at the Registered Office of the Company not less than 48 hours before the time for commencement of the aforesaid meeting.

(2) A Proxy need not be a Member of the Company and shall prove identity at the time of attending the meeting.

(3) *This is only optional. Please indicate your option by putting an 'X' in the appropriate column against the resolution indicated. If you leave the 'For' or 'Against' column blank against any or all the resolutions, your Proxy will be entitled to vote (on poll) in the manner a he/she thinks appropriate.

ATTENDANCE SLIP

31st Annual General Meeting
Monday, 22nd September 2025

CIN: **U67120WB1995PLC069424**

Name of the Company: **VEDIKA CREDIT CAPITAL LTD**

Registered Office: **C/O MR. SUBIR DHARA, VILLAGE - CHOTO KHATALIYA, P.O.- SHIULI TELINI PARA, DIST. - 24 NORTH PARGANAS, P.S.- TITAGAR, WEST BENGAL – 700121**

Registered Folio No. / DP ID-Client ID No.: _____

Number of Shares held: _____

I certify that I am a member/proxy/authorized representative for the member of the Company.

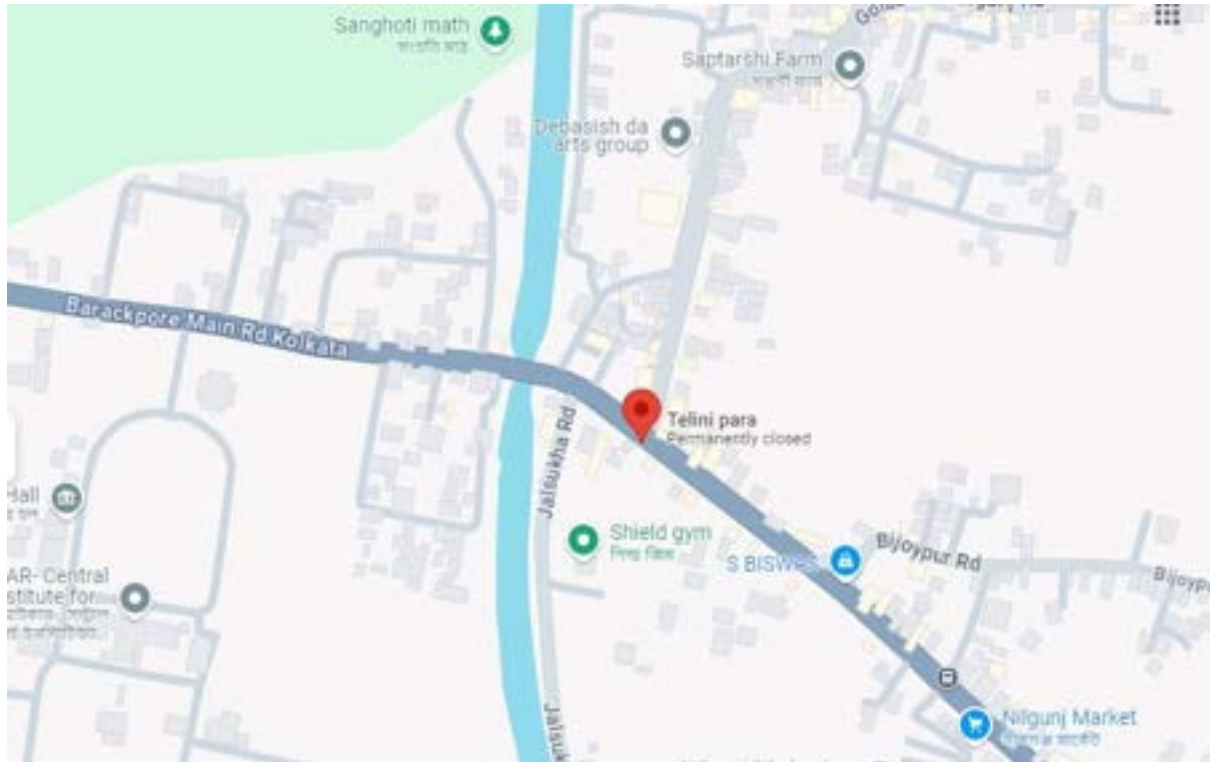
I hereby record my presence at the **31st Annual General Meeting** of the Company, to be convened on **Monday, 22nd Day of September, 2025 at 12:30 PM** at the **registered office** of the company situated at **C/O Mr. Subir Dhara, Village - Choto Khataliya, P.O.- Shiuli Telini Para, Dist. - 24 North Parganas, P.S.- Titagar, West Bengal – 700121**

.....
Name of the member/ proxy
(In BLOCK letters)

.....
Signature of the member/ proxy(s)

Note: Please fill up this attendance slip and hand it over at the entrance of the hall. Members are requested to bring their copy of the annual report for the meeting.


ROUTE MAP




Contact Us.

 +919431710000

 customer.service@teamvedika.com

 REGISTERED OFFICE:
C/O Mr. Subir Dhara, Village - Choto Khataliya,
P.O.- Shiuli Telini Para, Dist. - 24 North Parganas,
P.S.- Titagar, West Bengal - 700121, India.

 HEAD OFFICE ADDRESS:
404, Shrilok Complex, 4th Floor, H. B. Road,
Ranchi, Jharkhand- 834001, India