



Independent Auditor's Report

To the Members of M/S VEDIKA SALES & SERVICES PRIVATE LIMITED

Report on the Audit of the Standalone Financial Statements

Opinion

We have audited the financial statements of M/S VEDIKA SALES & SERVICES PRIVATE LIMITED, which comprise the balance sheet as at 31st March 2023, and the statement of Profit and Loss, cash flows and notes to the financial statements, including a summary of significant accounting policies and other explanatory information.

In our opinion and to the best of our information and according to the explanations given to us, the aforesaid financial statements give the information required by the Act in the manner so required and give a true and fair view in conformity with the accounting principles generally accepted in India, of the state of affairs of the Company as at 31st March, 2023, its profits for the year ended on that date.

Basis for Opinion

We conducted our audit in accordance with the Standards on Auditing (SAs) specified under section 143(10) of the Companies Act, 2013. Our responsibilities under those Standards are further described in the Auditor's Responsibilities for the Audit of the Financial Statements section of our report. We are independent of the Company in accordance with the Code of Ethics issued by the Institute of Chartered Accountants of India together with the ethical requirements that are relevant to our audit of the financial statements under the provisions of the Companies Act, 2013 and the Rules thereunder, and we have fulfilled our other ethical responsibilities in accordance with these requirements and the Code of Ethics. We believe that the audit evidence we have obtained is sufficient and appropriate to provide a basis for our opinion.



Key Audit Matters

Key audit matters are those matters that, in our professional judgment, were of most significance in our audit of the standalone financial statements of the current period. These matters were addressed in the context of our audit of the standalone financial statements as a whole, and in forming our opinion thereon, and we do not provide a separate opinion on these matters. We have determined the matters described below to be the key audit matters to be communicated in our report.

S. No.	Key Audit Matter	Auditor's Response
1.	NIL	NIL

Information other than the financial statements and auditors' report thereon

The Company's board of directors is responsible for the preparation of the other information. The other information comprises the information included in the Board's Report including Annexures to Board's Report but does not include the financial statements and our auditor's report thereon.

Our opinion on the financial statements does not cover the other information and we do not express any form of assurance conclusion thereon.

In connection with our audit of the financial statements, our responsibility is to read the other information and, in doing so, consider whether the other information is materially inconsistent with the financial statements or our knowledge obtained during the course of our audit or otherwise appears to be materially misstated.

If, based on the work we have performed, we conclude that there is a material misstatement of this other information, we are required to report that fact. We have nothing to report in this regard.

Responsibilities of Management and Those Charged with Governance for the Standalone Financial Statements

The Company's Board of Directors is responsible for the matters stated in section 134(5) of the Companies Act, 2013 ("the Act") with respect to the preparation of these financial statements that give a true and fair view of the financial position, financial performance and cash flows of the Company in accordance with the accounting principles generally accepted in India, including the accounting Standards specified under section 133 of the Act. This responsibility also includes maintenance of adequate accounting records in accordance with the provisions of the Act for safeguarding of the assets of the Company and for preventing and detecting frauds and other irregularities; selection and application of appropriate accounting policies; making judgments and estimates that are reasonable and prudent; and design, implementation and maintenance of adequate internal financial controls, that were operating effectively for ensuring the accuracy and completeness of the accounting records, relevant to the preparation and presentation of the financial statements that give a true and fair view and are free from material misstatement, whether due to fraud or error.



In preparing the financial statements, management is responsible for assessing the Company's ability to continue as a going concern, disclosing, as applicable, matters related to going concern and using the going concern basis of accounting unless management either intends to liquidate the Company or to cease operations, or has no realistic alternative but to do so.

Those Board of Directors are also responsible for overseeing the Company's financial reporting process.

Auditor's Responsibilities for the Audit of the Financial Statements

Our objectives are to obtain reasonable assurance about whether the financial statements as a whole are free from material misstatement, whether due to fraud or error, and to issue an auditor's report that includes our opinion. Reasonable assurance is a high level of assurance, but is not a guarantee that an audit conducted in accordance with SAs will always detect a material misstatement when it exists. Misstatements can arise from fraud or error and are considered material if, individually or in the aggregate, they could reasonably be expected to influence the economic decisions of users taken on the basis of these financial statements.

As part of an audit in accordance with SAs, we exercise professional judgment and maintain professional skepticism throughout the audit. We also:

- Identify and assess the risks of material misstatement of the financial statements, whether due to fraud or error, design and perform audit procedures responsive to those risks, and obtain audit evidence that is sufficient and appropriate to provide a basis for our opinion. The risk of not detecting a material misstatement resulting from fraud is higher than for one resulting from error, as fraud may involve collusion, forgery, intentional omissions, misrepresentations, or the override of internal control.
- Obtain an understanding of internal control relevant to the audit in order to design audit procedures that are appropriate in the circumstances. Under section 143(3)(i) of the Companies Act, 2013, we are also responsible for expressing our opinion on whether the company has adequate internal financial controls system in place and the operating effectiveness of such controls.
- Evaluate the appropriateness of accounting policies used and the reasonableness of accounting estimates and related disclosures made by management.
- Conclude on the appropriateness of management's use of the going concern basis of accounting and, based on the audit evidence obtained, whether a material uncertainty exists related to events or conditions that may cast significant doubt on the Company's ability to continue as a going concern. If we conclude that a material uncertainty exists, we are required to draw attention in our auditor's report to the related disclosures in the financial statements or, if such disclosures are inadequate, to modify our opinion. Our conclusions are based on the audit evidence obtained up to the date of our auditor's



report. However, future events or conditions may cause the Company to cease to continue as a going concern.

- Evaluate the overall presentation, structure and content of the financial statements, including the disclosures, and whether the financial statements represent the underlying transactions and events in a manner that achieves fair presentation.

Materiality is the magnitude of misstatements in the standalone financial statements that, individually or in aggregate, makes it probable that the economic decisions of a reasonably knowledgeable user of the standalone financial statements may be influenced. We consider quantitative materiality and qualitative factors in (i) planning the scope of our audit work and in evaluating the results of our work; and (ii) to evaluate the effect of any identified misstatements in the standalone financial statements.

We communicate with those charged with governance regarding, among other matters, the planned scope and timing of the audit and significant audit findings, including any significant deficiencies in internal control that we identify during our audit.

We also provide those charged with governance with a statement that we have complied with relevant ethical requirements regarding independence, and to communicate with them all relationships and other matters that may reasonably be thought to bear on our independence, and where applicable, related safeguards.

Report on Other Legal and Regulatory Requirements

1. As required by the Companies (Auditor's Report) Order, 2020 ("the Order"), issued by the Central Government of India in terms of sub-section (11) of section 143 of the Companies Act, 2013. This Clause is not applicable to the company .
2. As required by Section 143 (3) of the Act, we report that:
 - a) We have sought and obtained all the information and explanations which to the best of our knowledge and belief were necessary for the purposes of our audit.
 - b) In our opinion, proper books of account as required by law have been kept by the Company so far as it appears from our examination of those books.
 - c) The Balance Sheet, the Statement of Profit and Loss and the Cash Flow Statement dealt with by this Report are in agreement with the books of account.
 - d) In our opinion, the aforesaid financial statements comply with the Accounting Standards specified under Section 133 of the Act, read with Rule 7 of the Companies (Accounts) Rules, 2014.



- e) On the basis of the written representations received from the directors as on 31st March, 2023 taken on record by the Board of Directors, none of the directors is disqualified as on 31st March, 2023 from being appointed as a director in terms of Section 164 (2) of the Act.
- f) With respect to the adequacy of the internal financial controls with reference to financial statements of the Company and the operating effectiveness of such controls, refer to our separate Report in 'Annexure A'.
- g) With respect to the other matters to be included in the Auditor's report in accordance with the requirements of Sec 197(16) of the Act as amended, we report that Section 197 is not applicable to a private company. Hence reporting as per Section 197(16) is not required.
- h) With respect to the other matters to be included in the Auditor's Report in accordance with Rule 11 of the Companies (Audit and Auditors) Rules, 2020, in our opinion and to the best of our information and according to the explanations given to us:
- i. The Company does not have any pending litigations which would impact its financial position.
 - ii. The Company did not have any long-term contracts including derivative contracts for which there were any material foreseeable losses.
 - iii. There were no amounts which were required to be transferred to the Investor Education and Protection Fund by the Company.
 - iv. (a) The management has represented that, to the best of its knowledge and belief, other than as disclosed in the notes to the accounts, no funds have been advanced or loaned or invested (either from borrowed funds or share premium or any other sources or kind of funds) by the company to or in any other person(s) or entity(ies), including foreign entities ("Intermediaries"), with the understanding, whether recorded in writing or otherwise, that the Intermediary shall, whether, directly or indirectly lend or invest in other persons or entities identified in any manner whatsoever by or on behalf of the company ("Ultimate Beneficiaries") or provide any guarantee, security or the like on behalf of the Ultimate Beneficiaries;
 - (b) The management has represented, that, to the best of it's knowledge and belief, other than as disclosed in the notes to the accounts, no funds have been received by the company from any person(s) or entity(ies), including foreign entities ("Funding Parties"), with the understanding, whether recorded in writing or otherwise, that the company shall,



whether, directly or indirectly, lend or invest in other persons or entities identified in any manner whatsoever by or on behalf of the Funding Party ("Ultimate Beneficiaries") or provide any guarantee, security or the like on behalf of the Ultimate Beneficiaries; and

(c) Based on such audit procedures that have been considered reasonable and appropriate in the circumstances, nothing has come to our notice that has caused us to believe that the representations under sub-clause (i) and (ii) of Rule 11(e), as provided under (a) and (b) above, contain any material mis-statement.

v. No dividend have been declared or paid during the year by the company.

Place:-Ranchi

Date: 01.08.2023

UDIN:23412487BGVRDM1126

For SARAS & COMPANY
Chartered Accountants
ERN: 0323818E


CA SARVESH JAIN
(PARTNER)
Mem. No. 412487

Annexure 'A'

Report on Internal Financial Controls with reference to financial statements

Report on the Internal Financial Controls under Clause (i) of Sub-section 3 of Section 143 of the Companies Act, 2013 ("the Act")

We have audited the internal financial controls over financial reporting of M/S VEDIKA SALES & SERVICES PRIVATE LIMITED as of March 31, 2023 in conjunction with our audit of the financial statements of the Company for the year ended on that date.

Management's Responsibility for Internal Financial Controls

The Company's management is responsible for establishing and maintaining internal financial controls based on the internal control over financial reporting criteria established by the Company considering the essential components of internal control stated in the Guidance Note on Audit of Internal Financial Controls Over Financial Reporting issued by the Institute of Chartered Accountants of India. These responsibilities include the design, implementation and maintenance of adequate internal financial controls that were operating effectively for ensuring the orderly and efficient conduct of its business, including adherence to company's policies, the safeguarding of its assets, the prevention and detection of frauds and errors, the accuracy and completeness of the accounting records, and the timely preparation of reliable financial information, as required under the Companies Act, 2013.

Auditors' Responsibility

Our responsibility is to express an opinion on the Company's internal financial controls over financial reporting based on our audit. We conducted our audit in accordance with the Guidance Note on Audit of Internal Financial Controls Over Financial Reporting (the "Guidance Note") and the Standards on Auditing, issued by ICAI and deemed to be prescribed under section 143(10) of the Companies Act, 2013, to the extent applicable to an audit of internal financial controls, both applicable to an audit of Internal Financial Controls and, both issued by the Institute of Chartered Accountants of India. Those Standards and the Guidance Note require that we comply with ethical requirements and plan and perform the audit to obtain reasonable assurance about whether adequate internal financial controls over financial reporting was established and maintained and if such controls operated effectively in all material respects.



Our audit involves performing procedures to obtain audit evidence about the adequacy of the internal financial controls system over financial reporting and their operating effectiveness. Our audit of internal financial controls over financial reporting included obtaining an understanding of internal financial controls over financial reporting, assessing the risk that a material weakness exists, and testing and evaluating the design and operating effectiveness of internal control based on the assessed risk. The procedures selected depend on the auditor's judgement, including the assessment of the risks of material misstatement of the financial statements, whether due to fraud or error.

We believe that the audit evidence we have obtained is sufficient and appropriate to provide a basis for our audit opinion on the Company's internal financial controls system over financial reporting.

Meaning of Internal Financial Controls Over Financial Reporting

A company's internal financial control over financial reporting is a process designed to provide reasonable assurance regarding the reliability of financial reporting and the preparation of financial statements for external purposes in accordance with generally accepted accounting principles. A company's internal financial control over financial reporting includes those policies and procedures that

1. pertain to the maintenance of records that, in reasonable detail, accurately and fairly reflect the transactions and dispositions of the assets of the company;
2. provide reasonable assurance that transactions are recorded as necessary to permit preparation of financial statements in accordance with generally accepted accounting principles, and that receipts and expenditures of the company are being made only in accordance with authorizations of management and directors of the company; and
3. Provide reasonable assurance regarding prevention or timely detection of unauthorized acquisition, use, or disposition of the company's assets that could have a material effect on the financial statements.

Inherent Limitations of Internal Financial Controls Over Financial Reporting

Because of the inherent limitations of internal financial controls over financial reporting, including the possibility of collusion or improper management override of controls, material misstatements due to error or fraud may occur and not be detected. Also, projections of any evaluation of the internal financial controls over financial reporting to future periods are subject to the risk that the internal financial control over financial reporting may become inadequate because of changes in conditions, or that the degree of compliance with the policies or procedures may deteriorate.



Opinion

In our opinion, the Company has, in all material respects, an adequate internal financial controls system over financial reporting and such internal financial controls over financial reporting were operating effectively as at March 31, 2023, based on the internal control over financial reporting criteria established by the Company considering the essential components of internal control stated in the Guidance Note on Audit of Internal Financial Controls Over Financial Reporting issued by the Institute of Chartered Accountants of India.

Place:-Ranchi

Date: 01.08.2023

UDIN:23412487BGVRDM1126

For SARAS & COMPANY
Chartered Accountants
FRN: 0323818E



CA SARVESH JAIN
(PARTNER)
Mem. No. 412487

Name of the Company: M/S VEDIKA SALES & SERVICES PRIVATE LIMITED
CIN:U74110JH1986PTC002320
Balance Sheet as at 31st March 2023

(Fig in 00)

Particulars	Note No.	Figures as at the end of 31.03.2023	Figures as at the end of 31.03.2022
1	2	3	4
I. EQUITY AND LIABILITIES			
1 Shareholders' funds			
(a) Share Capital	2	350,694.00	350,694.00
(b) Reserves and surplus	3	10,611.43	-8,941.96
(c) Money received against share warrants			
2 Share application money pending allotment			
3 Non-current liabilities			
(a) Long-term borrowings	4	716,199.59	500,000.00
(b) Deferred tax liabilities (Net)	5	-1,966.43	344.45
(c) Other Long term liabilities	6	-	-
(d) Long-term provisions	7	-	-
4 Current liabilities			
(a) Short-term borrowings	8	258,965.52	543,780.01
(b) Trade payables (Including Acceptance) small enterprises; and (B) total outstanding dues of creditors other than micro enterprises and small enterprises.]	9	545,930.65	907,064.88
(c) Other current liabilities	10	9,439.92	8,551.82
(d) Short-term provisions	11	8,449.52	5,279.63
TOTAL		1,898,324.21	2,306,772.84
II. ASSETS			
Non-current assets			
1 (a) Property, Plant & Equipment and Intangible Assets			
(i) Property, Plant & Equipments	12	280,798.13	290,251.77
(ii) Intangible assets		-	-
(iii) Capital work-in-progress		-	-
(iv) Intangible assets under development		-	-
(b) Non-current investments	13	-	-
(c) Deferred tax assets (net)	5	-	-
(d) Long-term loans and advances	14	-	-
(e) Other non-current assets	15	-	-
2 Current assets			
(a) Current investments	16	753,678.69	753,678.69
(b) Inventories	17	670,885.83	675,183.65
(c) Trade receivables	18	103,934.32	452,953.38
(d) Cash and cash equivalents	19	3,181.29	1,041.29
(e) Short-term loans and advances	20	3,179.80	3,179.80
(f) Other current assets	21	82,666.15	130,484.25
TOTAL		1,898,324.21	2,306,772.84

SIGNIFICANT ACCOUNTING POLICY AND NOTES TO ACCOUNTS - 1

The accompanying notes are an integral part of the financial statements.

As per our report attached.

For Saras & Company

Chartered Accountants

Firm Registration Number : (0323818E)

M/S VEDIKA SALES & SERVICES PRIVATE LIMITED



CA Sarvesh Jain

Partner

Membership No 412487

Place: Ranchi

Date : 01.08.2023

UDIN:23412487BGVRDM1126

Vedika Sales & Services Private Limited

Siddharth Jain
Director

Vedika Sales & Services Private Limited

Aditya Jain
Director

Siddharth Jain
Director
Din No.06475724

Aditya Jain
Director
Din No.07515076

Name of the Company: M/S VEDIKA SALES & SERVICES PRIVATE LIMITED

CIN:U74110JH1986PTC002320

Profit and loss statement for the year ended 31st March 2023

(Fig in 00)

Particulars	Note No.	Figures for Current Reporting Period	Figures for Previous Reporting Period
I. Revenue from operations	22	1,154,950.58	401,125.53
II. Other income	23	10,406.03	15,223.74
III. Total Revenue (I + II)		1,165,356.61	416,349.28
IV. Expenses:			
Cost of materials consumed		-	735,201.73
Purchases of Stock in Trade	24	849,218.26	-
Changes in inventories of finished goods work-in-progress and Stock-in-Trade	25	4,297.82	-504,876.36
Employee Benefit Expense	26	43,659.00	29,983.80
Finance Cost	27	112,952.70	51,454.97
Depreciation and amortization expense	28	24,042.49	22,915.98
Other expenses	29	106,795.68	70,302.60
Total expenses		1,140,965.96	404,982.73
V. Profit before exceptional and extraordinary items and tax (III-IV)		24,390.65	11,366.55
VI. Exceptional items		-	-
VII. Profit before extraordinary items and tax (V - VI)		24,390.65	11,366.55
VIII. Extraordinary Items		-	-
IX. Profit before tax (VII- VIII)		24,390.65	11,366.55
X Tax expense:	30		
(1) Current tax		8,449.52	5,279.63
(2) Deferred tax		-2,310.88	-2,418.90
Profit (Loss) for the period from continuing operations (VII-VIII)		18,252.01	8,505.82
XII Profit/(loss) from discontinuing operations		-	-
XIII Tax expense of discontinuing operations		-	-
Profit/(loss) from Discontinuing operations (after tax) (XII-XIII)		-	-
XV Profit (Loss) for the period (XI + XIV)		18,252.01	8,505.82
XVI Earnings per equity share:			
(1) Basic		0.05	0.02
(2) Diluted			

SIGNIFICANT ACCOUNTING POLICY AND NOTES TO ACCOUNTS 1

The accompanying notes are an integral part of the financial statements.

As per our report attached.

For Saras & Company

Chartered Accountants

Firm Registration Number : (0323818E)

M/S VEDIKA SALES & SERVICES PRIVATE LIMITED



CA Sarvesh Jain

Partner

Membership No 412487

Place: Ranchi

Date : 01.08.2023

UDIN:23412487BGVRDM1126

Vedika Sales & Services Private Limited

Siddharth Jain
Director

Vedika Sales & Services Private Limited

Aditya Jain
Director

Siddharth Jain

Director


Din No.06475724

Aditya Jain


Director

Din No.07515076


Name of the Company: M/S VEDIKA SALES & SERVICES PRIVATE LIMITED
Cash Flow Statement for the year ended 31 March 2023

	31.03.2023 (Rs. In 00')	31.03.2022 (Rs. In 00')
Cash Flow From Operating Activities		
Profit Before Tax		
Non-cash adjustment to reconcile profit before tax to net cash flows		
Depreciation/amortization	24,390.65	11,366.55
Impairment/ other write off on tangible/intangible assets	24,042.49	22,915.98
Loss/(profit) on sale of fixed assets	-	-
Interest Exp & Others	-	-
Excess Income Tax Provision	-	-74,155.18
Amortization	1,301.38	75.79
Interest Expenses	-	-
Interest Income	112,952.70	51,354.49
Operating profit before working capital changes	10,406.03	-15,223.74
Movements in Working Capital:		
Increase/ (Decrease) in trade payables		
Increase/ (Decrease) in long-term provisions	-361,134.23	907,428.59
Increase/ (Decrease) in short-term provisions	-	-
Increase/ (Decrease) in short-term Borrowings	3,169.89	-3,835.21
Increase/ (Decrease) in other current liabilities	-284,814.49	-68,888.34
Increase/ (Decrease) in other long-term liabilities	888.10	-278,002.54
Increase/ (Decrease) in Deferred Tax Liabilities	-	-
Decrease/ (Increase) in Deferred Tax Assets	-	-
Decrease/ (Increase) in trade receivables	-	-
Decrease/ (Increase) in inventories	349,019.06	337,420.02
Decrease/ (Increase) in long-term loans and advances	4,297.82	-504,876.36
Decrease/ (Increase) in Short-term loans and advances	-	-
Decrease/ (Increase) in current investment	-	-
Decrease/ (Increase) in other current assets	-	-
Decrease/ (Increase) in other non-current assets	47,818.10	-46,451.80
Cash generated from/ (used in) operations	-	-
Direct taxes paid (net of refunds)	-67,662.50	289,128.24
Net Cash flow from/ (used in) Operating activities (A)	8,449.32	5,279.63
Cash Flow From Investing Activities		
Purchase of fixed assets, including intangible assets.	-	-
Purchase of Investments	-14,588.14	-23,614.19
Sale of Fixed Assets	-	-
Interest received	-	-
Net Cash flow from/ (used in) investing activities (B)	-10,406.03	15,223.74
Cash Flow From Financing Activities		
Proceeds from issuance of share capital	-	-
Proceeds from long-term borrowings	-	-
Repayment of long-term borrowings	-	-
Proceeds from short-term borrowings	216,199.59	-223,385.21
Repayment of short-term borrowings	-	-
Repayment for own used	-	-
Interest paid	-	-
Net Cash flow from/ (used in) financing activities (C)	-112,952.70	-51,354.49
Net Increase/ (decrease) in cash and cash equivalents (A+B+C)	103,246.89	-274,939.70
Cash and cash equivalents at the beginning of the year	2,140.02	518.47
Cash and cash equivalents at the end of the year	1,041.29	523.01
Components of cash and cash equivalents		
Cash on hand	-	-
Cheques/drafts on hand	248.13	248.13
With Bank on Current Account		
On deposit account	2,933.15	793.16
unpaid matured deposits*	-	-
Total cash and cash equivalents	3,181.29	1,041.29
As per our report attached.		
For Saras & Company Chartered Accountants Firm Registration Number : (0323818E)	M/S VEDIKA SALES & SERVICES PRIVATE LIMITED	
 CA Sarvesh Jain Partner Membership No.412457 Place: Ranchi Date : 01.08.2023 UDIN:23412487BGVRDM1126	Siddharth Jain Director Din No.06475724	Aditya Jain Director Din No.07515076

Vedika Sales & Services Private Limited


Director

Vedika Sales & Services Private Limited


Director

1. Significant Accounting Policies

(i) Basis of Accounting

The Financial Statements are prepared on accrual basis of accounting and in accordance with the provisions of the Companies Act, 2013 and comply in all material aspects with all the applicable Accounting Standards notified by the Companies (Accounting Standards) Rules, 2014.

The Company generally follows Mercantile system of accounting, and recognizes significant items of profit & loss on accrual basis unless specifically stated otherwise.

During the year ended 31st March 2023, the Schedule III notified under the Companies Act 2013, has become applicable to the company, for preparation and presentation of its financial statement. The adoption of Schedule III does not impact recognition and measurement principles followed for preparation of financial statement. However, it has significant impact on presentation and disclosures made in the financial statements. The company has also reclassified the previous year figures in accordance with the requirements applicable in the current year.

(ii) PROPERTY, PLANT, AND EQUIPMENT

(A) PROPERTY, PLANT, AND EQUIPMENT

Property, Plant, and Equipment are stated at cost net of recoverable taxes and includes amounts added on revaluation, less accumulated depreciation and impairment loss, if any. All costs, including financing costs till commencement of commercial production, net changes on foreign exchange contract and adjustments arising from exchange rate variations attributable to the fixed assets are capitalized.

(B) Depreciation

Depreciation on Fixed Assets is provided on the SLM method over the useful life of Assets as prescribed under Schedule II of the Companies Act 2013. Depreciation on fixed asset added/dropped off during the year is provided on Pro-rata basis with reference to the date of addition/dropal.

(C) Impairment

Based on the opinion of the Management, there is no impairment of assets required. In the absence of specific proof of realizable value and value in use and prevalent market value, it is not possible to give specific comments on it.

(iii) Sundry Debtors & Loans and Advances

Sundry Debtors and Loans and Advances are stated after making adequate provision for doubtful balances.

(iv) Retirement Benefits

(a) No provision is made in the accounts in respect of future liability for gratuity payable to the staff. This is charged in the accounts as and when it becomes due.

(b) The Company is not liable to pay any gratuity since no employee has completed minimum stipulated service period. Company does not process such provision till now.

(v) Recognition of Income & Expenditure

Items of income and expenditure are recognized on accrual and prudent basis.

(vi) Inventories

Inventories are valued at cost or market value whichever is lower.

(vii) Provisions for Tax

(a) Provisions for Income Tax are provided on per income Tax Act, 1961 and Rules made there under.

(viii) Provision for Taxation

(a) Provision for Current Income Tax is computed on the assessable profits determined under the Income Tax Act, 1961.

(b) Deferred tax assets and liabilities resulting from timing differences between book profits and tax profits are accounted for under the liability method and measured at substantially enacted rates of tax at the Balance Sheet date to the extent that there is reasonable / virtual certainty that sufficient future taxable income will be available against which such deferred tax asset / virtual liability can be realized.

(ix) Provisions, Contingent Liabilities and Contingent Assets

Provisions are recognized in the accounts in respect of present probable obligations, the amount of which can be reliably estimated.

Liabilities which are material and whose future outcome cannot be ascertained with reasonable certainty are treated as contingent and disclosed by way of Notes in the accounts.

Contingent Assets are neither recognized nor disclosed in the financial statements.

(x) Prior Period Items

Prior Period Items are included in the respective heads of accounts and material items are disclosed by way of notes to account.

The above accounting policies are consistent from year to year and there has been no change in the accounting policies during the year.

2. No provision has been made in respect of gratuity payable as no employee has yet put in qualifying period of service for entitlement of the benefits.

3. Auditor's Remuneration

2023-2024

2022-2023

(Rs in 000)

(Rs in 000)

(a) Statutory Audit

700.00

Total

700.00

Vedika Sales & Services Private Limited

[Signature]
 Director

Vedika Sales & Services Private Limited

[Signature]
 Director



4. The Provision for deferred taxation assets has been made by Rs 2,11,000/-.

5. Earnings Per Share (As - 20)

	2022-2023	2021-2022
Profit as per Profit & Loss Account (Rs in hundred) : A	18,212.01	9,305.81
Basic / Weighted average No. of Equity Shares outstanding during the year : B	150,094.00	150,094.00
Normal value of Equity Share (Rs.)	10.00	10.00
Basic / Diluted Earnings per Share (Rs.) - A/B	0.00	0.02

6. The Company has no amounts due to any small, start and medium enterprises as defined under section 78(1) of 78(1) of Micro, Small and Medium Enterprises Development Act, 2006 as on March 31, 2022. Further, no interest during the year has been paid or payable under the terms of the Micro, Small and Medium Enterprises Development Act, 2006.

7. Balances with Debtors, Creditors and for Loans and Advances given and taken are subject to confirmations from the respective parties.

8. The Current Assets, Loans and Advances are stated at the value, which in the opinion of the board, are realizable in the ordinary course of the business. Current Liabilities and Provisions are stated at the value payable in the ordinary course of the business.

9. Related Party Disclosures
 Related party disclosures as required by Accounting Standard 18 "Related Party Disclosures"
 a. List of Related Parties (As identified by the Management)

1. Key Management personnel and their relatives.
 - Director ()
 - Name : Subhash Jain
 - Name : Aditya Jain
2. Enterprises owned or significantly influenced by key management personnel or their relatives.
3. Transactions with Related Parties.

Nature of Transactions	Rs in 00
Director Salary	31-Mar-23
Name : ADITYA JAIN	12,000.00

4. Purchase from Vaidika IT SOLUTION PRIVATE LIMITED (CIN:U72900GJ2019PTC000000)

10. Unsecured Loans received & Repaid during the year & Closing Balance

	Opening	Received	Repaid	31-Mar-23
				Rs. In 00
Name : ADITYA JAIN	12,746.20	300.00	32,246.20	
Name : ANANTHARAJAN CARRIYAN PRIVATE LIMITED	14,500.00		19,500.00	
Name : JAGADISH HANU PRIVATE LIMITED	18,100.00		19,000.00	
Name : SUBHASH JAIN		400.00		
Name : VEDIKA BIRLA DON & SERVICES PRIVATE LIMITED		35,000.00	35,000.00	
Name : VEDIKA BIRLA DON & SERVICES PRIVATE LIMITED		66,500.00	66,500.00	
Name : As a Director and Development Private Limited		2,355.00	2,355.00	
Name : VEDIKA FINANCIAL SERVICES PRIVATE LIMITED	51,055.49	2,495.00	35,094.14	
Name : VEDIKA FINANCIAL SERVICES PRIVATE LIMITED	98,000.00	40,000.00	24,000.00	

11. Unsecured Loans Given and received during the year

	Opening	Given	Received	Closing balance
Name : NARIPAL INFRASTRUCTURE PRIVATE LIMITED	27,700.00	30,000.00	37,000.00	
Name : VEDIKA BIRLA DON & SERVICES PRIVATE LIMITED		9,526.75	9,526.75	
Name : VEDIKA BIRLA DON & SERVICES PRIVATE LIMITED	91.21		91.11	
Name : LINGUINE MARKETING PRIVATE LIMITED		33,011.00	33,000.00	
Name : VEDIKA FINANCIAL SERVICES PRIVATE LIMITED	967.71	27,110.00	28,474.31	14,000.00
Name : VEDIKA IT SOLUTIONS PRIVATE LIMITED		1,900.00	1,900.00	

12. Schedules 2 to 30 are annexed to and form an integral part of the Balance Sheet and Profit and Loss Account.
13. There is no dues to MSME as per MINED Act 2006 to the extent of information available with the company (As per certificate received from Management).
14. Cash balance has been taken as per cash book (As certified by the management).
15. Stock in Hand and WIP as on 31.3.2023 taken as per stock register (As certified by the management).
16. Previous year's figures have been re-grouped wherever necessary.
17. All figures reported in the financial statements and related notes are rounded off to nearest hundred.

MN VEDIKA SALES & SERVICES PRIVATE LIMITED

Place: Kanchi
 Date: 05.06.2023

Vedika Sales & Services Private Limited

 Subhash Jain
 Director
 DIN No:06475724

Vedika Sales & Services Private Limited

 Aditya Jain
 Director
 DIN No:07513076



Note 2 SHARE CAPITAL

Particulars	(Rs. In 00)	
	As At March 31,	
	2023	2022
Authorized		
Share Capital		
Equity Shares, Rs 100 par value		
400000 Equity Shares	400,000.00	400,000.00
Issued, Subscribed and Paid Up		
Equity Shares, Rs 100 par value		
350694 Equity Shares	350,694.00	350,694.00
	350,694.00	350,694.00

Notes- 2.1

The reconciliation of the number of shares outstanding and the amount of share capital as at March 31, 2023 & 2022 is set out below.

Particulars	(Rs. In 00)	
	As At March 31,	
	2023	2022
Number of shares at the beginning		
Add: Shares issue on the exercise of employee stock option/ During The year	350,694.00	350,694.00
Number of shares at the end	350,694.00	350,694.00

Note 2.2: There is no fresh issue or buyback of shares during the year.

Note 2.3: The Company has only one class of equity shares. Each holder of equity shares is entitled to one vote per share.

Note 2.4: There is no change in the number of shares outstanding at the beginning and at the end of the year.

Note 2.5: There is change in the pattern of shareholding during the year.

Note 2.6: The Company has only one class of equity shares having a par value of Rs. 100 per share. Each holder of equity shares is entitled to one vote per share. The Company if declares and pays dividends will be in Indian Rupees. The dividend, if any, proposed by the Board of Directors is subject to the approval of the shareholders in the ensuing Annual General Meeting.

Note 2.7: Detail of Shareholders holding more than 5%

Name of Shareholder	As at 31 March 2023				As at 31 March 2022			
	No. of Shares held		% of Holding		No. of Shares held		% of Holding	
DIGIT	57000	16.25%	-	-	57000	16.25%	-	
Insight Merchant Private Limited	55000	15.68%	-	-	55000	15.68%	-	
Causthen Jain	30300	8.64%	-	-	3550	1.01%	-	
Vikram Jain	30300	8.64%	-	-	3550	1.01%	-	
Sarvati Jain	0	0.00%	-	-	50000	14.26%	-	
Vedika Financial Private Limited	45000	12.83%	-	-	45000	12.83%	-	
	217600	62%	-	-	214100	61%	-	

Note 3 RESERVE & SURPLUS

Particulars	(Rs. In 00)	
	As At March 31,	
	2023	2022
Capital reserve-Opening balance	-	-
Add: Transfer from Profit/Loss A/C	-	-
Security premium reserve- opening balance	-	-
Add: Security Premium Money Received during the year	18,000.00	18,000.00
Income tax benefit arising from exercise of stock options	-	-
Opening Profit & Loss Account	18,000.00	18,000.00
P&L Appropriation	-26,941.96	38,631.62
Add: transfer from Profit/Loss A/C	-	-
Add: Income Tax Written off	18,252.01	8,505.82
Less: Interest Exp & Others	1,501.38	75.79
	-7,388.57	-26,941.96
Add: Net Profit after tax transferred from statement of Profit/Loss A/C	-	-
Amount available for appropriation	-	-
Appropriation:		
Interim Dividend	-	-
30th years special Dividend	-	-
Final Dividend	-	-
Total Dividend	-	-
Dividend Tax	-	-
Amount transfer to General reserve	-	-
Amount transfer to Capital reserve	-	-
Balance in profit & loss account	10,611.43	-8,941.96



Vedika Sales & Services Private Limited

Sudhakar Jain
Director

Vedika Sales & Services Private Limited

Aditya
Director

Note 4: Long Term Borrowing (Rs. In 00)

Particulars	As At March 31,	
	2023	2022
Secured Borrowings-		
Unsecured Borrowings-		
Mapro Industries	-	-
Balaji Cellphone Private Limited	15,000.00	-
Perma Agency Private Limited	101,199.59	-
Satin Creditcare Network -103689	100,000.00	-
Total	500,000.00	500,000.00
	776,199.59	500,000.00

Note 5: DEFERRED TAX (Rs. In 00)

Particulars	As At March 31,	
	2023	2022
Deferred Tax Assets		
Fixed Assets	-1,966.43	344.43
Total	-1,966.43	344.43

Note 6: Other Long Term Liability

Particulars	As At March 31,	
	2023	2022
Total	-	-

Note 7: Other Long Term Provision

Particulars	As At March 31,	
	2023	2022
Other Long Term Provisions	-	-
Total	-	-

Note 8: Short Term Borrowings (Rs. In 00)

Particulars	As At March 31,	
	2023	2022
Loans Repayable on demand:		
Secured :-		
CO With KTB-0064	198,965.32	199,094.03
KTB Loan-0053	60,000.00	60,000.00
Unsecured:-		
Unsecured Loan	-	-
Total	258,965.32	259,094.03

Note 9: Trade payable (Rs. In 00)

Particulars	As At March 31,	
	2023	2022
Total outstanding dues of micro enterprises and small enterprises	545,930.65	907,064.88
Total outstanding dues of creditors other than micro enterprises	-	-
Total	545,930.65	907,064.88

Note 9.1: Steps have been taken to identify the suppliers who qualify under the definition of micro and small enterprises, as defined under the Micro, Small and Medium Enterprises Development Act 2006. Since no intimation has been received from the suppliers regarding their status under the said Act as at 31st March 2022, disclosures relating to amounts unpaid as at the year end, if any, have not been furnished. In the opinion of the management, the impact of interest, if any, that may be payable in accordance with the provisions of the Act, is not expected to be material.

Note 9.2: The disclosures in respect of the amounts payable to such enterprises as at March 31, 2023 and March 31, 2022 has been made in the financial statements based on information received and available with the Group. Further in view of the Management, the impact of interest, if any, that may be payable in accordance with the provisions of the Act is not expected to be material. The Group has not received any claim for interest from any supplier as at the balance sheet date.

Note 9.3: Disclosures required under Section 22 of the Micro, Small and Medium Enterprises Development Act, 2006

Particulars	As At March 31,	
	2023	2022
Principal amount remaining unpaid to any supplier as at the end of the accounting year	-	-
Interest due thereon remaining unpaid to any supplier as at the end of the accounting year	-	-
The amount of interest paid along with the amounts of the payment made to the supplier beyond the appointed day	-	-
The amount of interest due and payable for the year	-	-
The amount of interest accrued and remaining unpaid at the end of the accounting year	-	-
The amount of further interest due and payable even in the succeeding year, until such date when the interest dues as above are actually paid	-	-
Total	-	-



Vedika Sales & Services Private Limited

Subhash Chandra
Director

Vedika Sales & Services Private Limited

Aditya
Director

Note 9A) Trade Payables aging schedule: Year Wise
Trade Payables aging schedule: As at 31st March, 2023

Particulars	Outstanding for following periods from due date of payment				
	Less than 1 year	1-2 years	2-3 years	More than 3 years	Total
(i) MSME	-	-	-	-	-
(ii) Others	16,633.23	-	-	-	16,633.23
(iii) Disputed dues- MSME	-	-	-	-	-
(iv) Disputed dues - Others	-	-	-	-	-

Trade Payables aging schedule: As at 31st March, 2022

Particulars	Outstanding for following periods from due date of payment				
	Less than 1 year	1-2 years	2-3 years	More than 3 years	Total
(i) MSME	-	-	-	-	-
(ii) Others	64,303.85	827.87	-	-	65,131.71
(iii) Disputed dues- MSME	-	-	-	-	-
(iv) Disputed dues - Others	-	-	-	-	-

Note 10 Other Current Liabilities

Particulars	(Rs. In 00)	
	As At March 31, 2023	2022
Statutory Dues:- TDS Payable GST Payable	2,478.52 5,430.33	2,864.75 -
Subtotal (A)	8,108.85	2,864.75
Other Dues:- Audit Fees Payable Rent Payable Salary Payable Mat credit Expense Payable	700.00 294.00 - 102.07 235.00	- 994.00 4,391.00 102.07
Subtotal (B)	1,331.07	5,687.07
Other Advances:-	-	-
Subtotal (C)	-	-
Total (A+B+C)	9,439.92	8,551.82

Note 11 Short-Term Provisions

Particulars	(Rs. In 00)	
	As At March 31, 2023	2022
Provision From Income Tax	8,449.52	3,279.63
Total	8,449.52	3,279.63

Note 12 Fixed Assets - Attached Separately

Note 13 Non Current Investments

Particulars	As At March 31,	
	2023	2022
Un-quoted Investments Investment in shares of:	-	-
Total	-	-

Note 13.1 : All above investments are carried at cost

Note 13.2 : Other disclosures

(a) Aggregate amount of unquoted investments

Note 14 Long Term Loans & Advances

Particulars	As At March 31,	
	2023	2022
Other loans & advances	-	-
Total	-	-



Vedika Sales & Services Private Limited

Siddhant Jaiswal
Director

Vedika Sales & Services Private Limited

Aditya
Director

Note 1: Other Non Current Assets

Particulars	As At March 31,	
	2023	2022
Security deposit	-	-
4) Secured, considered good	-	-
Preliminary Expenditure Not Written Off	-	-
Total	-	-

Note 16: Current Investments (Rs. In 00')

Particulars	As At March 31,	
	2023	2022
Vedika Credit Capital Limited	750,000.00	750,000.00
Insight Merchant Private Limited	3,120.00	3,120.00
Share With JSA	110.00	110.00
Keyman Policy	448.69	448.69
Total	753,678.69	753,678.69

Note 17: Inventories (Rs. In 00')

Particulars	As At March 31,	
	2023	2022
Finished goods	670,885.83	675,183.65
*Valued at lower of cost and net realizable value	-	-
Total	670,885.83	675,183.65

Note 18: Trade Receivables (Rs. In 00')

Particulars	As At March 31,	
	2023	2022
Outstanding for more than six months		
a) Secured, considered good	-	-
b) Unsecured, considered good	103,934.32	452,953.38
c) Doubtful	-	-
Outstanding within six months		
a) Secured, considered good	-	-
b) Unsecured, considered good	-	-
c) Doubtful	-	-
Total	103,934.32	452,953.38

Note 18.1: Trade Receivables ageing schedule- Year Wise
Trade Receivables ageing schedule: As at 31st March, 2023

Particulars	Outstanding for following periods from due date of payment					
	Less than 6 Months	6Month- 1Year	1-2 years	2-3 years	More than 3 years	Total
(i) Undisputed Trade receivables -considered good	-	-	-	-	-	-
(ii) Undisputed Trade receivables -considered Doubtful	103,934.32	-	-	-	-	103,934.32
(i) Disputed Trade receivables - considered good	-	-	-	-	-	-
(ii) Disputed Trade receivables - considered Doubtful	-	-	-	-	-	-

Trade Receivables ageing schedule: As at 31st March, 2022

Particulars	Outstanding for following periods from due date of payment					
	Less than 6 Months	6Month- 1Year	1-2 years	2-3 years	More than 3 years	Total
(i) Undisputed Trade receivables -considered good	-	-	-	-	-	-
(ii) Undisputed Trade receivables -considered Doubtful	58,464.72	110,888.97	-	-	-	169,353.69
(i) Disputed Trade receivables - considered good	-	-	-	-	-	-
(ii) Disputed Trade receivables - considered Doubtful	-	-	-	-	-	-

Note 19: Cash & Bank Balance (Rs. In 00')

Particulars	As At March 31,	
	2023	2022
Cash and cash equivalent		
Cash in hand	248.13	248.13
Bank Balances - Current Accounts	248.13	248.13
ICB-3292	-	-
Yes Bank Ltd 008067300004399	199.06	199.06
ICB-3241	2,734.10	994.10
Sub-total (A)	2,953.15	793.16
Total (A+B)	3,181.29	1,041.29



Vedika Sales & Services Private Limited

Sudhakar Jadhav
Director

Vedika Sales & Services Private Limited

Aditya
Director

Note 20 Other Short Term Loans & Advances

Particulars	(Rs. In 00')	
	As At March 31,	
	2023	2022
Loans & Advances to Others: Securities Deposit to Electricity department Loans & Advances to Related Parties	3,179.80	3,179.80
Total	3,179.80	3,179.80

Note 21 Other Current Assets

Particulars	(Rs. In 00')	
	As At March 31,	
	2023	2022
Singer India Limited	-	25.00
Interest Receivable (Satin)	25.00	-
TCS Receivable	-	817.67
TDS Receivable	314.43	68.05
Security Deposit for rent	-	308.89
Advance Tax	483.71	483.71
Input GST	4,000.00	3,000.00
Advance to Nawkar Infrastructure Private Limited	41,104.88	65,177.70
Advance to Vedika Builder and Developers Private Limited	-	57,780.00
Advance to Linkline Marketing Private Limited	-	93.25
Staff advance	34,500.00	-
Motilal Oswal	-	2,300.00
Other Current Assets	2.44	-
Hemant Maheshwari	1,835.67	-
Total	400.00	400.00

Note 22 Revenue from operation

Particulars	(Rs. In 00')	
	As At March 31,	
	2023	2022
Sale of finished Goods	-	-
Sub total (A)	1,154,950.58	401,125.53
Sale of Services - Works Contract	-	-
Sub total (B)	-	-
Other Operating Revenue commission income	-	-
Sub total (C)	-	-
Total (A+B+C)	1,154,950.58	401,125.53

Note 23 Other Income

Particulars	(Rs. In 00')	
	As At March 31,	
	2023	2022
Discount & Other incomes	10,406.03	15,223.74
	-	-
	10,406.03	15,223.74

Note 24 Purchase of Stock in Trade

Particulars	(Rs. In 00')	
	As At March 31,	
	2023	2022
Purchase during the year	-	-
Burkhand	213,996.55	134,669.64
Bihar	346,638.99	242,720.38
West Bengal	142,532.70	146,684.02
Uttar Pradesh	48,940.98	47,091.79
Assam	4,644.14	-
Tripura	41,317.15	82,940.54
Oddisha	51,327.74	81,895.35
Sub total (A)	849,218.26	735,201.73
Consumption of stores & spares / packing materials	-	-
Total (A+B)	849,218.26	735,201.73

Note 25 Changes in inventories of finished goods work-in-progress and Stock-in-Trade

Particulars	(Rs. In 00')	
	As At March 31,	
	2023	2022
Change in inventories of finished goods	-	-
Opening Stock	-	-
Burkhand	120,157.34	45,524.71
Bihar	201,501.26	29,496.43
West Bengal	145,381.09	52,831.28
Uttar Pradesh	43,433.04	10,506.11
Assam	8,637.33	9,221.37
Tripura	83,933.13	13,866.59
Oddisha	70,140.46	9,060.81
	678,183.65	170,307.30
Closing Stock	-	-
Sub total (A)	678,183.65	170,307.30
Change in inventories of finished goods	-	-
Sub total (B)	4,297.82	-504,876.36
Change in inventories of WIP	-	-
Opening WIP	-	-
Closing WIP	-	-
Sub total (B)	-	-
Total (A+B)	4,297.82	-504,876.36

Vedika Sales & Services Private Limited

Director

Vedika Sales & Services Private Limited

Director



Note27 Employee Benefit Expense		(Rs. In 00)	
Particulars	As At March 31,		
	2023	2022	
Salary			
Director Salary	31,659.00	29,983.80	
	12,000.00		
Total	43,659.00	29,983.80	

Note27 Finance Cost		(Rs. In 00)	
Particulars	As At March 31,		
	2023	2022	
Interest on Loan	112,657.60	51,354.49	
Bank Charges	295.10	100.48	
Total	112,952.70	51,454.97	

Note28 Depreciation & Amortisation		(Rs. In 00)	
Particulars	As At March 31,		
	2023	2022	
Depreciation			
Preliminary Expense W/off	24,042.49	22,915.98	
Total	24,042.49	22,915.98	

Note29 Other Expenses		(Rs. In 00)	
Particulars	As At March 31,		
	2023	2022	
Indirect Expenses			
Freight			
Professional Expenses	3,548.82	408.50	
Demat Charges	1,400.00	9,093.00	
Incentives	27.56	3.42	
Consultancy Fees	547.99	150.00	
Electricity Expenses	4,493.73	3,379.00	
Legal Expenses	16.99	71.26	
Misc. Expenses	120.40	197.48	
Office Expenses	83.61	1,756.17	
printing & stationery	4,782.34	3,616.72	
Insurance Expenses(FG)	-	423.54	
Director Salary	1,284.88	1,012.94	
Training Expenses	-	12,000.00	
Discount Allowed	4,264.42	118.00	
Rent	274.02	8.36	
Rounded off	12,663.00	12,174.00	
Telephone Expenses	14.31	1.20	
Tour & travel	1,790.32	1,636.43	
Gas Fee charges	-	8,723.16	
Commission	86.82	1,837.22	
Repair & maintenance	68,368.85	10,000.00	
Vehicle repairing Expenses	21.00	888.31	
Fooding & Lodging	986.40	168.44	
Total	2,000.00	2,719.46	
	106,795.68	70,302.60	

Note30 Tax Expenses		(Rs. In 00)	
Particulars	As At March 31,		
	2023	2022	
Current Tax			
Income Taxes	8,449.52	5,279.63	
Deferred Tax	-2,310.88	-2,418.90	
	6,138.64	2,860.73	

As per our report attached.

For Sarva & Company

Chartered Accountant

Registration Number: (0322918E)

Sarva & Company
Ranchi
Membership No 412487
Place, Ranchi
Date: 01.06.2024
UDIN:24024878CVR05M1126

M/S VEDIKA SALES & SERVICES PRIVATE LIMITED

Vedika Sales & Services Private Limited

Siddharth Jain
Director

Siddharth Jain
Director
Din No.06475724

Vedika Sales & Services Private Limited

Aditya Jain
Director

Aditya Jain
Director
Din No.07815076

Annexure - Key Ratios

Name of the Company: **M/S VEDIKA SALES & SERVICES PRIVATE LIMITED**

Relevant Part of the CARD 2020 - July

Sl. No.	Ratio Analysis	Numerator	Er/2019	Er/2020	Denominator	Er/2019	Er/2020	31Mar/21	31Mar/22	Variance %	Reason if Variance is above 25%
1.00	Current Ratio	Current Assets Surrendered Borrowing Cash and Bank Balances Receivables/ Accounts Loans and Advances Debtors Investments Any other current assets	63,847.39 475,695.63 115,914.32 3,181.29 1,179.80 82,664.13	1,262,862.39 475,695.63 452,903.38 1,043.29 1,179.80 1,31,484.25	Current Liabilities Creditors for goods and services Short term Borrowings Provision for taxation Proposed dividend Unclaimed Dividend Any other current liabilities	822,761.40 543,333.65 236,963.32 8,449.52 6,430.02 6,351.62	1,884,676.34 937,864.88 543,780.05 8,279.63 6,351.62	1.09	0.89	-22%	NA
2.00	Debt Equity Ratio	Total Liabilities Total Outside Liabilities	3,557,154.79	1,901,033.86	Shareholder's Equity Total Shareholders Equity	66,395.47	56,722.04	4.25	3.75	26%	Due to decrease in outside liabilities
3.00	Debt Service Coverage Ratio	Net Operating Income Net Profit after tax + joint venture operating expenses like depreciation and other amortisations + Interest on other adjustments like loss on sale of fixed assets etc.	105,247.20	82,626.77	Debt Service Current Debt Obligations (Interest + Installments)						
4.00	Return on Equity Ratio	Profit for the period Net Profit after taxes - preference dividend (if any)	16,212.01	4,305.61	Avg. Shareholders Equity (Beginning shareholders' equity + Ending shareholders' equity) / 2	33,197.74	28,361.02	6.05	5.02	-20%	Due to increase in Profit
5.00	Inventory Turnover Ratio	Cost of Goods sold (Opening Stock + Purchases) - Closing Stock	483,214.08	395,674.56	Average Inventory (Opening Stock + Closing Stock) / 2	475,074.74	432,743.48	1.27	1.47	34%	NA
6.00	Trade Receivables Turnover Ratio	Net Credit Sales Credit Sales	1,134,993.38	461,125.51	Average Trade Receivables (Beginning Trade Receivables + Ending Trade Receivables) / 2	276,443.80	421,661.39	4.13	6.60	-36%	Due to increase in sales
7.00	Trade Payables Turnover Ratio	Total Purchases Annual Net Credit Purchases	646,208.26	719,201.71	Average Trade Payables (Beginning Trade Payables + Ending Trade Payables) / 2	726,497.27	479,590.38	1.17	1.42	39%	Due to increase in purchases
8.00	Net Capital Turnover Ratio	Net Sales Total Sales - Sales Return	1,134,993.38	461,125.51	Average Working Capital Current Assets - Current Liabilities	41,661.79	28,370.47	26.13	1.66	935%	Due to increase in sales
9.00	Net Profit Ratio	Net Profit Profit After Tax	16,212.01	4,305.61	Net Sales Sales	1,134,993.38	461,125.51	1.38	2.12	-25%	Due to increase in profits
10.00	Return on Capital employed	EBIT Profit before Interest and Taxes	107,343.35	42,821.52	Capital Employed Total Assets - Current Liabilities	1,079,378.60	642,066.51	6.13	6.07	-1%	Due to increase in EBIT
11.00	Return on Investment	Return/Profit/Earnings	16,212.01	4,305.61	Investment	26,094.40	56,094.00	6.21	2.45	-61%	Due to increase in earnings

Note: The figures are as per Guidance Note on Division I - Non Ind AS Schedule III to the Companies Act, 2013 and Financial Management Study Models.

M/S VEDIKA SALES & SERVICES PRIVATE LIMITED

Vedika Sales & Services Private Limited

 Director

Sandeep Jais
 Director
 DIN No.0477024

Aditya Jais
 Director
 DIN No.0711676

Vedika Sales & Services Private Limited

 Director



M/S VEDIKA SALES & SERVICES PRIVATE LIMITED
DEPRECIATION FOR F. Y. 2022-2023

PARTICULARS	GROSS BLOCK			DEPRECIATION			NET BLOCK		
	As at 01.04.2022	Addition	Deletion	As at 31.03.2023	As at 01.04.2022	For the Year	Amortization	As at 31.03.2023	As at 01.04.2022
Removal Of Showroom	140,610.16	6,563.00		147,173.17	44,995.47	13,539.03	-	58,534.50	95,614.69
Building	180,527.58	215.46		180,743.04	15,774.19	3,063.04	-	161,905.81	164,753.39
Land	299.25			299.25				299.25	299.25
Air Conditioner	7,088.79			7,088.79	5,248.01	673.44		1,167.35	1,840.78
Mobile Phone	2,076.95			2,076.95	886.89	657.70		532.36	1,190.06
Scooty	602.90			602.90	126.68	57.28		418.95	476.22
Invertor	167.24			167.24	121.70	15.89		29.65	45.54
water filter machine	1,355.63			1,355.63	1,092.45	128.79		134.40	263.19
coffee machine	130.00			130.00	106.14	12.35		11.51	23.86
Hand Watch	269.00			269.00	233.63			35.37	35.37
Heat and Seal machine	150.00			150.00	103.26	14.25		32.49	46.74
Laptop	4,520.25			4,520.25	1,307.57	3,212.68		25.45	3,212.68
stabilizer	263.56			263.56	213.07	25.04		25.45	50.49
Lift (Plant & machinery)	9,943.64			9,943.64	2,439.90	629.76		6,873.98	7,503.74
Camera	411.02	794.92		1,205.93	90.72	83.12		1,032.10	320.30
Yamaha - Aerox(Scooty)	1,222.39			1,222.39	12.41	116.13		1,093.85	1,209.98
DG auto cut		599.00		599.00		26.30		572.70	
Generator		6,059.32		6,059.32		451.05		5,608.28	
SPGC Battery		357.14		357.14		7.44		349.71	
Tata Harrier Car	13,991.87			13,991.87	626.38	1,329.23		12,036.26	13,365.49
TOTAL (Rs.)	363,630.23	14,588.84		378,219.08	73,378.46	24,042.49		280,798.12	290,251.77

Vedika Sales & Services Private Limited

Sudhanta Panigrahi
Director

Vedika Sales & Services Private Limited

Pratik
Director



Note 32 : Disclosure as required by Para 20 of Accounting Standard-AS 18 "Related Parties" of the Companies (Accounting Standard) Rules, 2006:-

Names of related parties and description of relationship :

Relevant Para of the CARO 2020 - 3(xiii)

Sr. No.	
1	
2	
3	AS per Notes 1 *
4	
5	
6	

Transactions with related parties for the year ended March 31, 2022

(In Rs.)

Sr. No.	Particulars	2021-22			2020-21		
1							
2							
3							
Total							

* As Per Notes 1"



Vedika Sales & Services Private Limited
Siddhant Kumar
 Director

Vedika Sales & Services Private Limited
Pratik
 Director